



# Device installation cups and installation devices

Device installation cup and device carrier	<a href="#">D04-D12</a>
Data-device carriers	<a href="#">D14-D19</a>
Device carrier	<a href="#">D22-D23</a>
Device insert	<a href="#">D26-D28</a>
Power engineering	<a href="#">D30-D31</a>
Data technology / multimedia	<a href="#">D34-D38</a>
Connector system WAGO	<a href="#">D40-D43</a>
Connector system Wieland	<a href="#">D46-D50</a>
Accessories	<a href="#">D51-D52</a>

# Numeric index

## Device installation cups and installation devices

### B

**BLS** tapping screw [D51](#)  
**BSS** Flat head tapping screw [D51](#)

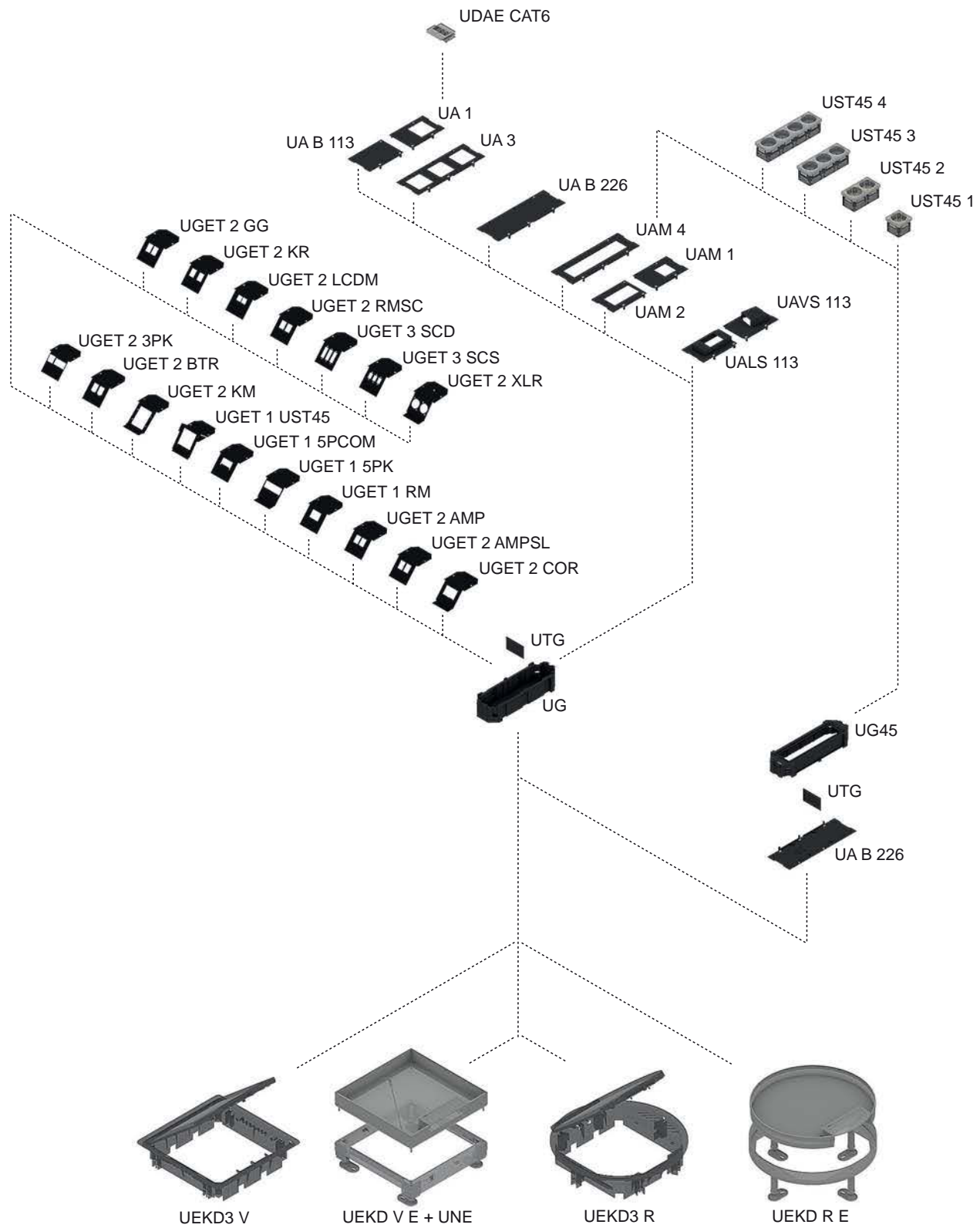
### U

**UA 1** Cover plate for 1xUDAE [D06](#)  
**UA 3** Cover plate for 3xUDAE [D06](#)  
**UA B 113** Cover plate, blind [D07](#)  
**UA B 226** Cover plate, blind [D12](#)  
**UAA B** Covering, blind [D07](#)  
**UAA B 22** cover [D35](#)  
**UAA B 22 W** cover [D35](#)  
**UAA B 65** cover [D23](#)  
**UALS 113** Cover plate for 2x automatic line protection [D07](#)  
**UAM 1** Cover plate for 1xUST45 [D07](#)  
**UAM 2** Cover plate for 2xUST45 [D07](#)  
**UAM 4** Cover plate for 4xUST45 [D07](#)  
**UANT45** TV/ radio/ SAT-single socket [D36](#)  
**UAPAM** Cable outlet [D36](#)  
**UARM-2-1** Cover plate for 2x UDAE22 [D04](#)  
**UARM-3-1** Cover plate for 3x UDAE22 [D04](#)  
**UARM-3-KS1** cover plate [D04](#)  
**UAVS 113** Cover plate snap-in [D12](#)  
**UBE AMPSL TV** Adapter board data technology [D05](#)  
**UBE BTR** Adapter board data technology [D05](#)  
**UBE KS** Adapter board data technology [D05](#)  
**UBS** label strip [D51](#)  
**UDA22-KS** Data cover, Keystone [D34](#)  
**UDA45-BTR** Data cover, BTR [D36](#)  
**UDA45-COR** Data cover, Corning [D37](#)  
**UDA45-KR** Data cover, KRONE [D37](#)  
**UDA45-RM** Data cover, Reichle & De-Massari [D37](#)  
**UDA45-SYM** Data cover, Systimax [D37](#)  
**UDAE** data systems installation device [D38](#)  
**UDAE CAT5** data systems installation device [D38](#)  
**UDAE CAT6** data systems installation device [D38](#)  
**UDAE22** data systems installation device single [D34](#)  
**UDAE45** data systems installation device double, not screened [D36](#)  
**UDAUEM** data systems installation device [D35](#)  
**UDAP45-KS** Data cover, Keystone [D37](#)  
**UDEP 3PK** Adapter board module plug systems [D19](#)  
**UDEP 5PCOM** Adapter board module plug systems [D19](#)  
**UDEP 5PK** Adapter board module plug systems [D19](#)  
**UDEP AMP** Adapter board data technology [D16](#)  
**UDEP AMP SL** Adapter board data technology [D16](#)  
**UDEP B** Adapter board blind [D18](#)  
**UDEP BTR** Adapter board data technology [D16](#)  
**UDEP COR** Adapter board data technology [D16](#)  
**UDEP DSUB** Adapter board audio/video technology [D15](#)  
**UDEP GG45** Adapter board data technology [D16](#)  
**UDEP HAR** Adapter board data technology [D16](#)  
**UDEP KEL** Adapter board data technology [D17](#)  
**UDEP KM** Adapter board audio/video technology [D15](#)  
**UDEP KR** Adapter board data technology [D17](#)  
**UDEP LEX** adapter board, data technology [D18](#)  
**UDEP RM** Adapter board data technology [D17](#)  
**UDEP RMSC 2** Adapter board data technology [D17](#)  
**UDEP RMSC 3** Adapter board data technology [D17](#)  
**UDEP SCD** Adapter board light wave technology [D15](#)  
**UDEP SCS** Adapter board light wave technology [D15](#)  
**UDEP SYS 2** Adapter board data technology [D17](#)  
**UDEP XLR** Adapter board audio technology [D15](#)  
**UDM22 HDMI** Media module 22,5 x 45 mm [D34](#)  
**UDM22 RCA** Media module 22,5 x 45 mm [D34](#)  
**UDM22 TV** Media module 22,5 x 45 mm [D35](#)  
**UDM22 USB** Media module 22,5 x 45 mm [D34](#)  
**UDM22 VGA** Media module 22,5 x 45 mm [D34](#)  
**UG** Device cup, quadrangular [D06](#)  
**UG R** device installation cup, round [D04](#)  
**UG3** Device cup, quadrangular [D06](#)  
**UG45** Device cup, quadrangular, open [D12](#)  
**UG45WA-2** device mounting cup, WAGO [D40](#)  
**UG45WA-2-1** device mounting cup, WAGO [D40](#)  
**UG45WA-2-2** device mounting cup, WAGO [D41](#)  
**UG45WA-3** device mounting cup, WAGO [D40](#)  
**UG45WA-3-1** device mounting cup, WAGO [D41](#)  
**UG45WA-4** device mounting cup, WAGO [D40](#)  
**UG45WI-2** device mounting cup, Wieland [D46](#)  
**UG45WI-2-1** device mounting cup, Wieland [D46](#)  
**UG45WI-2-2** device mounting cup, Wieland [D47](#)  
**UG45WI-3** device mounting cup, Wieland [D46](#)  
**UG45WI-3-1** device mounting cup, Wieland [D47](#)  
**UG45WI-4** device mounting cup, Wieland [D46](#)  
**UGE RE** Device insert triple, for installation unit high-grade steel round [D27](#)  
**UGE RK** Device insert, triple, for installation unit plastic round [D26](#)  
**UGE VE** Device insert triple, for installation unit high-grade steel quadrangular [D27](#)  
**UGE VK** Device insert, triple, for installation unit plastic quadrangular [D26](#)  
**UGE VRE** End plate for high-grade steel units [D28](#)  
**UGE VRK** End plate for plastic units [D28](#)  
**UGEA D** adaptor for data-device carriers for GB [D52](#)  
**UGEE 1 UST45** insert board, shockproof socket [D28](#)  
**UGEE 2 UST45** insert board, shockproof socket [D28](#)  
**UGET 1 RM** Device cup assembly carrier data technology [D10](#)  
**UGET 1 UST45** Device cup assembly carrier installation devices [D08](#)  
**UGET 1-5PCOM** Device cup assembly carrier plug-in systems [D11](#)  
**UGET 1-5PK** Device cup assembly carrier plug-in systems [D10](#)  
**UGET 2 AMP** Device cup assembly carrier data technology [D09](#)  
**UGET 2 AMPSL** Device cup assembly carrier data technology [D09](#)  
**UGET 2 BTR** Device cup assembly carrier data technology [D09](#)  
**UGET 2 COR** Device cup assembly carrier data technology [D09](#)  
**UGET 2 GG45** Device cup assembly carrier data technology [D10](#)  
**UGET 2 KM** Device cup assembly carrier audio/video technology [D08](#)  
**UGET 2 KR** Device cup assembly carrier data technology [D10](#)  
**UGET 2 LCDM** Device cup assembly carrier fibre optic technology [D08](#)  
**UGET 2 RMSC** Device cup assembly carrier data technology [D10](#)  
**UGET 2 XLR** Device cup installation carrier audio technology [D09](#)  
**UGET 2-3PK** Device cup assembly carrier plug-in systems [D11](#)  
**UGET 3 SCD** Device cup assembly carrier fibre optic technology [D08](#)  
**UGET 3 SCS** Device cup assembly carrier fibre optic technology [D08](#)  
**UGET 3-1** device carrier, 3x AMP/ACO [D22](#)  
**UGET 3-3** device carrier, 3x UDAE [D22](#)  
**UGET B** device carrier blind [D22](#)  
**UGET CEE** Device carrier CEE socket [D22](#)  
**UGETD** device carrier data, 3x UDEP [D14](#)  
**UGETD KM** device carrier audio / video technology [D22](#)  
**UGETD UZ** strain relief [D14](#)  
**UGWI-FILS10A** device cup pre-mounted with FI/LS switch 10A [D48](#)  
**UGWI-FILS16A** device cup pre-mounted with FI/LS switch 16A [D48](#)  
**UGWI-FILS6A** Device cup pre mounted with FI/LS switch 6A [D47](#)  
**UGZ** strain relief [D51](#)  
**UGZ R** strain relief [D51](#)  
**USA45** automatic circuit breaker [D36](#)  
**USSM** overvoltage protection module Class III/ D/ type3 [D35](#)  
**USSM FM** overvoltage protection module [D35](#)  
**UST45 1** shockproof socket single [D30](#)  
**UST45 2** shockproof socket, duplex [D30](#)  
**UST45 3** shockproof socket triple [D30](#)  
**UST45 4** shockproof socket quadruple [D31](#)  
**UST45FR 1** Installation socket with earthing pin, single [D31](#)  
**UST45FR 2** Installation socket with earthing pin, double [D31](#)  
**UST45FR 3** Installation socket with earthing pin, tripple [D31](#)  
**UTAE** Telecommunications socket [D38](#)  
**UTG** device separation plate [D06](#)  
**UTG 75** device separation plate [D04](#)

**UV** distributor box [D41](#)  
**UVABU** connecting line plug - socket, WAGO [D41](#)  
**UVABUWI** connecting line plug - socket, Wieland [D48](#)  
**UVB-2** distributor block, 2x3 pole [D42](#)  
**UVB-5** distributor block, 5x3 pole [D42](#)  
**UVBU-3** socket component, WAGO [D42](#)  
**UVBU-5** socket component, WAGO [D42](#)  
**UVBUWI-3** socket part, Wieland [D49](#)  
**UVBUWI-4.0-5** socket part, Wieland [D50](#)  
**UVBUWI-5** socket part, Wieland [D50](#)  
**UVBWI-2** distributor block [D49](#)  
**UVBWI-5** distributor block [D49](#)  
**UVS ST** snap-in-piece, plug, Wago [D43](#)  
**UVST-3** plug component, WAGO [D42](#)  
**UVSTWI-3** Plug part, Wieland [D49](#)  
**UVSWI ST** Snap-in-piece, plug, Wieland [D50](#)  
**UVWI** distributor block [D49](#)  
**UWZ UG** mounting lever [D52](#)  
**UWZ Z** underfloor tongs [D51](#)

# System overview

## Device installation cups and installation devices





# Device installation cups and installation devices

Device installation cup and device carrier | Device mounting cup, round and cover plates

## UG R device installation cup, round

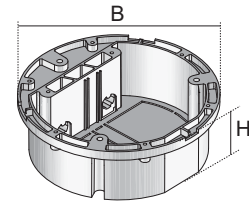
article number	H mm	B mm	colour	G kg
<b>ABS</b>				
<b>UG-R</b>	39	118	RAL 9011 (graphite black)	0,05

accessories included:

2 x **BLS 2.9x32** tapping screw (page D51)  
 2 x **UGZ-R** strain relief (page D51)

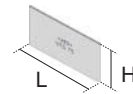
accessories optional:

**UTG 75** device separation plate (page D04)



## UTG 75 device separation plate

article number	H mm	L mm	colour	G kg
<b>ABS</b>				
<b>UTG 75</b>	36	75	RAL 9011 (graphite black)	0,01

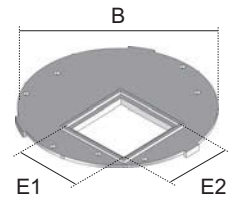


## UARM-2-1 Cover plate for 2x UDAE22

article number	B mm	E1 mm	E2 mm	colour	G kg
<b>ABS</b>					
<b>UARM-2-1 118</b>	114	40,5	40,5	RAL 9011 (graphite black)	0,03

accessories optional:

**UAA B 22 W** cover (page D35)  
**UAA B 22** cover (page D35)  
**UST45 1** shockproof socket single (page D30)  
**UDAE22** data systems installation device single (page D34)

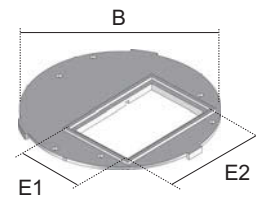


## UARM-3-1 Cover plate for 3x UDAE22

article number	B mm	E1 mm	E2 mm	colour	G kg
<b>ABS</b>					
<b>UARM-3-1 118</b>	114	40,5	63	RAL 9011 (graphite black)	0,02

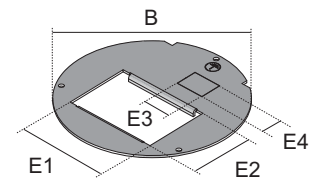
accessories optional:

**UAA B 22** cover (page D35)  
**UAA B 22 W** cover (page D35)  
**UST45 1** shockproof socket single (page D30)  
**UDAE22** data systems installation device single (page D34)



## UARM-3-KS1 cover plate

article number	B mm	E1 mm	E2 mm	E3 mm	E4 mm	G kg
<b>S</b>						
<b>UARM-3-KS1 118S</b>	114	63	40,5	19,5	14,9	0,09



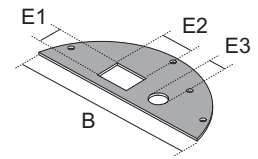
# Device installation cups and installation devices

Device installation cup and device carrier | Device mounting cup, round and cover plates

## UBE AMPSL TV Adapter board data technology

To be used with cover plate UARM-2-1.

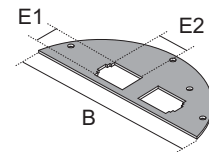
article number	B mm	E1 mm	E2 mm	E3 mm	G kg
<b>ABS</b>					
<b>UBE-AMPSL-TV</b>	114	20,25	14,78	10,5	0,04



## UBE BTR Adapter board data technology

To be used with cover plate UARM-2-1.

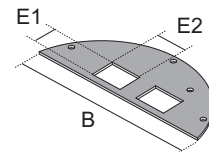
article number	B mm	E1 mm	E2 mm	G kg
<b>ABS</b>				
<b>UBE-BTR 2</b>	114	15	19.5 / 21.7	0,04



## UBE KS Adapter board data technology

To be used with cover plate UARM-2-1.

article number	B mm	E1 mm	E2 mm	G kg
<b>ABS</b>				
<b>UBE-KS 2</b>	114	14,9	19,5	0,04



D

# Device installation cups and installation devices

## Device installation cup and device carrier | Device installation cup UG and cover plates

### UG Device cup, quadrangular

Please mind the technical information in chapter planning.  
For assembly instructions, see the chapter assembly.

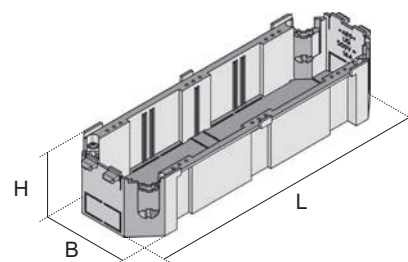
article number	H mm	B mm	L mm	colour	G kg
<b>ABS</b>					
<b>UG</b>	46	74	225	RAL 9011 (graphite black)	0,09

accessories included:

4 x <b>UGZ</b>	strain relief	(page D51)
4 x <b>BLS 2.9x32</b>	tapping screw	(page D51)

accessories optional:

<b>UTG</b>	device separation plate	(page D06)
<b>UAA B 22 W</b>	cover	(page D35)
<b>UA B 226</b>	Cover plate, blind	(page D12)
<b>UAA B 22</b>	cover	(page D35)



### UG3 Device cup, quadrangular

Please mind the technical information in chapter planning.

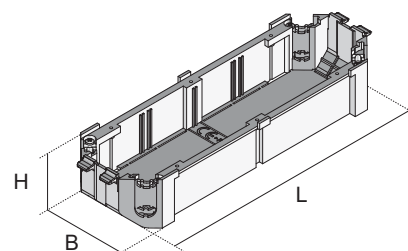
article number	H mm	B mm	L mm	colour	G kg
<b>ABS</b>					
<b>UG3</b>	38	74	225	RAL 9011 (graphite black)	0,09

accessories included:

4 x <b>UGZ</b>	strain relief	(page D51)
4 x <b>BLS 2.9x32</b>	tapping screw	(page D51)

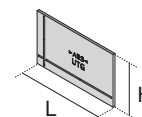
accessories optional:

<b>UTG</b>	device separation plate	(page D06)
<b>UAA B 22 W</b>	cover	(page D35)
<b>UA B 226</b>	Cover plate, blind	(page D12)
<b>UAA B 22</b>	cover	(page D35)



### UTG device separation plate

article number	H mm	L mm	colour	G kg
<b>ABS</b>				
<b>UTG</b>	36	59	RAL 9011 (graphite black)	0,01

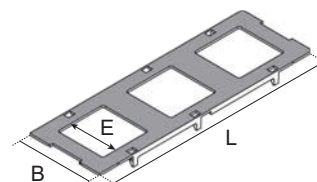


### UA 3 Cover plate for 3xUDAE

article number	B mm	L mm	E mm	colour	G kg
<b>ABS</b>					
<b>UA-3-1 226</b>	74	226	48	RAL 9011 (graphite black)	0,03

accessories optional:

<b>UAA B</b>	Covering, blind	(page D07)
--------------	-----------------	------------

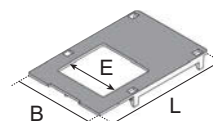


### UA 1 Cover plate for 1xUDAE

article number	B mm	L mm	E mm	colour	G kg
<b>ABS</b>					
<b>UA-1-1 113</b>	74	113	48	RAL 9011 (graphite black)	0,02

accessories optional:

<b>UAA B</b>	Covering, blind	(page D07)
--------------	-----------------	------------



# Device installation cups and installation devices

Device installation cup and device carrier | Device installation cup UG and cover plates

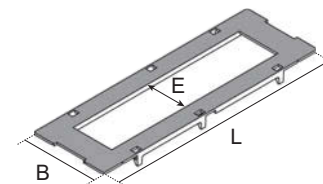
## UAM 4 Cover plate for 4xUST45

article number	B mm	L mm	E mm	colour	G kg
----------------	---------	---------	---------	--------	---------

ABS					
<b>UAM-4-1 226</b>	74	226	41	RAL 9011 (graphite black)	0,03

accessories optional:

**UAA B** Covering, blind (page D07)



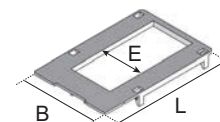
## UAM 2 Cover plate for 2xUST45

article number	B mm	L mm	E mm	colour	G kg
----------------	---------	---------	---------	--------	---------

ABS					
<b>UAM-2-1 113</b>	74	113	41	RAL 9011 (graphite black)	0,02

accessories optional:

**UAA B** Covering, blind (page D07)



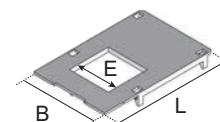
## UAM 1 Cover plate for 1xUST45

article number	B mm	L mm	E mm	colour	G kg
----------------	---------	---------	---------	--------	---------

ABS					
<b>UAM-1-1 113</b>	74	113	41	RAL 9011 (graphite black)	0,02

accessories optional:

**UAA B** Covering, blind (page D07)



## UA B 113 Cover plate, blind

article number	B mm	L mm	colour	G kg
----------------	---------	---------	--------	---------

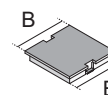
ABS				
<b>UA-B 113</b>	74	113	RAL 9011 (graphite black)	0,02



## UAA B Covering, blind

article number	B mm	E1 mm	colour	G kg
----------------	---------	----------	--------	---------

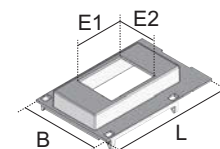
ABS				
<b>UAA-B 50</b>	52,5	48,0	RAL 9011 (graphite black)	0,01
<b>UAA-B 45</b>	45,0	40,5	RAL 9011 (graphite black)	0,01



## UALS 113 Cover plate for 2x automatic line protection

article number	B mm	L mm	E mm	colour	G kg
----------------	---------	---------	---------	--------	---------

ABS					
<b>UALS-2-1 113</b>	74	113	45.5x36	RAL 9011 (graphite black)	0,02



# Device installation cups and installation devices

## Device installation cup and device carrier | Device installation cup UG and cover plates

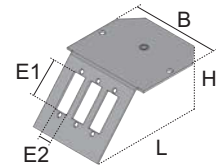
### UGET 3 SCD Device cup assembly carrier fibre optic technology

For assembly instructions, see the chapter assembly.

article number	H mm	B mm	L mm	E1 mm	E2 mm	colour	data jacks	G kg
<b>S</b>								
<b>UGET-3-SCD 113</b>	42	69	95	26,4	9,8	RAL 9005 (deep black)	3	0,07

accessories optional:

**UG** Device cup, quadrangular (page D06)



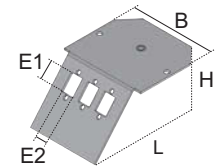
### UGET 3 SCS Device cup assembly carrier fibre optic technology

For assembly instructions, see the chapter assembly.

article number	H mm	B mm	L mm	E1 mm	E2 mm	colour	data jacks	G kg
<b>S</b>								
<b>UGET-3-SCS 113</b>	42	69	95	13,5	9,6	RAL 9005 (deep black)	3	0,08

accessories optional:

**UG** Device cup, quadrangular (page D06)



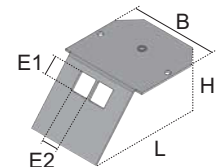
### UGET 2 LCDM Device cup assembly carrier fibre optic technology

For assembly instructions, see the chapter assembly.

article number	H mm	B mm	L mm	E1 mm	E2 mm	colour	data jacks	G kg
<b>S</b>								
<b>UGET-2-LCDM 113</b>	42	69	95	13,3	13,3	RAL 9005 (deep black)	2	0,08

accessories optional:

**UG** Device cup, quadrangular (page D06)



### UGET 2 KM Device cup assembly carrier audio/video technology

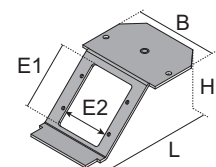
Kindermann

For assembly instructions, see the chapter assembly.

article number	H mm	B mm	L mm	E1 mm	E2 mm	colour	data jacks	G kg
<b>S</b>								
<b>UGET-2-KM 113</b>	42	69	107	48	38	RAL 9005 (deep black)	1	0,09

accessories optional:

**UG** Device cup, quadrangular (page D06)



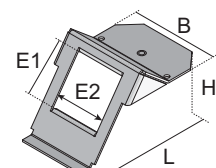
### UGET 1 UST45 Device cup assembly carrier installation devices

For assembly instructions, see the chapter assembly.

article number	H mm	B mm	L mm	E1 mm	E2 mm	colour	data jacks	G kg
<b>S</b>								
<b>UGET-1-UST45 113</b>	42	69	99	40,5	40,5	RAL 9005 (deep black)	1	0,09

accessories optional:

**UG** Device cup, quadrangular (page D06)



# Device installation cups and installation devices

Device installation cup and device carrier | Device installation cup UG and cover plates

## UGET 2 XLR Device cup installation carrier audio technology

For assembly instructions, see the chapter assembly.

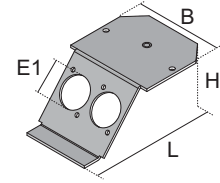
article number	H mm	B mm	L mm	E1 mm	colour	data jacks	G kg
<b>S</b>							
<b>UGET-2-XLR 113</b>	42	69	95	23,6	RAL 9005 (deep black)	2	0,10

accessories included:

2 x **BLS 2.9x13** tapping screw (page D51)  
2 x **BLS 4.8x9.5** tapping screw (page D51)

accessories optional:

**UG** Device cup, quadrangular (page D06)



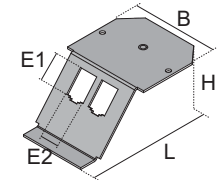
## UGET 2 BTR Device cup assembly carrier data technology

For assembly instructions, see the chapter assembly.

article number	H mm	B mm	L mm	E1 mm	E2 mm	colour	data jacks	G kg
<b>S</b>								
<b>UGET-2-BTR 113</b>	42	69	95	19.35/ 21.55	14,85	RAL 9005 (deep black)	2	0,08

accessories optional:

**UG** Device cup, quadrangular (page D06)



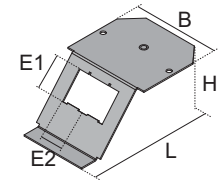
## UGET 2 COR Device cup assembly carrier data technology

For assembly instructions, see the chapter assembly.

article number	H mm	B mm	L mm	E1 mm	E2 mm	colour	data jacks	G kg
<b>S</b>								
<b>UGET-2-COR 113</b>	42	69	95	22,8	18	RAL 9005 (deep black)	2	0,08

accessories optional:

**UG** Device cup, quadrangular (page D06)



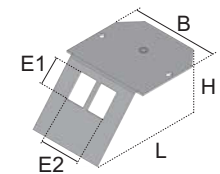
## UGET 2 AMP Device cup assembly carrier data technology

For assembly instructions, see the chapter assembly.

article number	H mm	B mm	L mm	E1 mm	E2 mm	colour	data jacks	G kg
<b>S</b>								
<b>UGET-2-AMP 113</b>	42	69	95	19,3	14,6	RAL 9005 (deep black)	2	0,08

accessories optional:

**UG** Device cup, quadrangular (page D06)



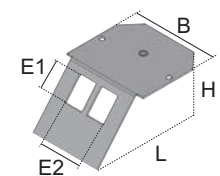
## UGET 2 AMPSL Device cup assembly carrier data technology

For assembly instructions, see the chapter assembly.

article number	H mm	B mm	L mm	E1 mm	E2 mm	colour	data jacks	G kg
<b>S</b>								
<b>UGET-2-AMPSL 113</b>	42	69	95	20,25	14,78	RAL 9005 (deep black)	2	0,08

accessories optional:

**UG** Device cup, quadrangular (page D06)



D

# Device installation cups and installation devices

Device installation cup and device carrier | Device installation cup UG and cover plates

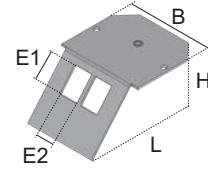
## UGET 2 GG45 Device cup assembly carrier data technology

For assembly instructions, see the chapter assembly.

article number	H mm	B mm	L mm	E1 mm	E2 mm	colour	data jacks	G kg
<b>S</b>								
<b>UGET-2-GG45 113</b>	42	69	95	20,1	14,7	RAL 9005 (deep black)	2	0,08

accessories optional:

**UG** Device cup, quadrangular (page D06)



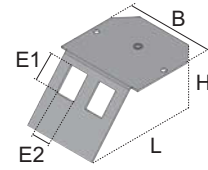
## UGET 2 KR Device cup assembly carrier data technology

For assembly instructions, see the chapter assembly.

article number	H mm	B mm	L mm	E1 mm	E2 mm	colour	data jacks	G kg
<b>S</b>								
<b>UGET-2-KR 113</b>	42	69	95	19,4	14,8	RAL 9005 (deep black)	2	0,08

accessories optional:

**UG** Device cup, quadrangular (page D06)



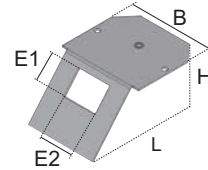
## UGET 1 RM Device cup assembly carrier data technology

For assembly instructions, see the chapter assembly.

article number	H mm	B mm	L mm	E1 mm	E2 mm	colour	data jacks	G kg
<b>S</b>								
<b>UGET-1-RM 113</b>	42	69	95	20,10	27,60	RAL 9005 (deep black)	1	0,08

accessories optional:

**UG** Device cup, quadrangular (page D06)



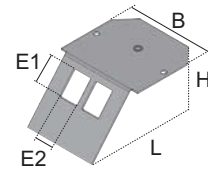
## UGET 2 RMSC Device cup assembly carrier data technology

For assembly instructions, see the chapter assembly.

article number	H mm	B mm	L mm	E1 mm	E2 mm	colour	data jacks	G kg
<b>S</b>								
<b>UGET-2-RMSC 113</b>	42	69	95	19,50	14,90	RAL 9005 (deep black)	2	0,08

accessories optional:

**UG** Device cup, quadrangular (page D06)



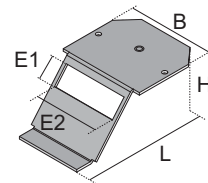
## UGET 1-5PK Device cup assembly carrier plug-in systems

For assembly instructions, see the chapter assembly.

article number	H mm	B mm	L mm	E1 mm	E2 mm	colour	G kg
<b>S</b>							
<b>UGET-1-5PK 113</b>	42	69	95	16,6	52,5	RAL 9005 (deep black)	0,10

accessories optional:

**UG** Device cup, quadrangular (page D06)





# Device installation cups and installation devices

Device installation cup and device carrier | Device installation cup UG and cover plates

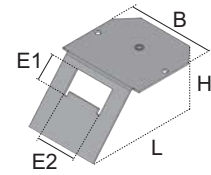
## UGET 1-5PCOM Device cup assembly carrier plug-in systems

For assembly instructions, see the chapter assembly.

article number	H mm	B mm	L mm	E1 mm	E2 mm	colour	G kg
<b>S</b>							
<b>UGET-1-5PCOM 113</b>	42	69	95	18,5	31,8	RAL 9005 (deep black)	0,08

accessories optional:

**UG** Device cup, quadrangular (page D06)



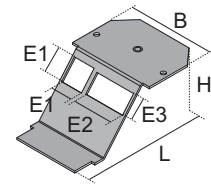
## UGET 2-3PK Device cup assembly carrier plug-in systems

For assembly instructions, see the chapter assembly.

article number	H mm	B mm	L mm	E1 mm	E2 mm	E3 mm	colour	G kg
<b>S</b>								
<b>UGET-2-3PK 113</b>	42	69	95	17,8	33	15,6	RAL 9005 (deep black)	0,07

accessories optional:

**UG** Device cup, quadrangular (page D06)



# Device installation cups and installation devices

Device installation cup and device carrier | Device installation cup UG45 and cover plates

## UG45 Device cup, quadrangular, open

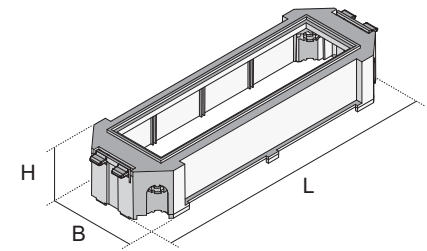
For assembly instructions, see the chapter assembly.

article number	H mm	H <sub>min</sub> mm	B mm	L mm	colour	G kg
<b>ABS</b>						
<b>UG45-4</b>	40	81	74	225	RAL 9011 (graphite black)	0,08

accessories included:  
4 x **UGZ** strain relief (page D51)

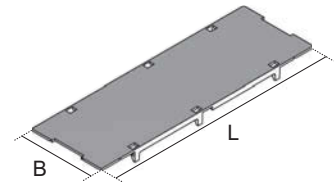
accessories optional:

<b>UTG</b>	device separation plate	(page D06)
<b>UA VS 113</b>	Cover plate snap-in	(page D12)
<b>UA B 113</b>	Cover plate, blind	(page D07)
<b>UA B 226</b>	Cover plate, blind	(page D12)
<b>UAA B</b>	Covering, blind	(page D07)



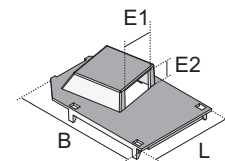
## UA B 226 Cover plate, blind

article number	B mm	L mm	colour	G kg
<b>ABS</b>				
<b>UA-B 226</b>	74	226	RAL 9011 (graphite black)	0,03



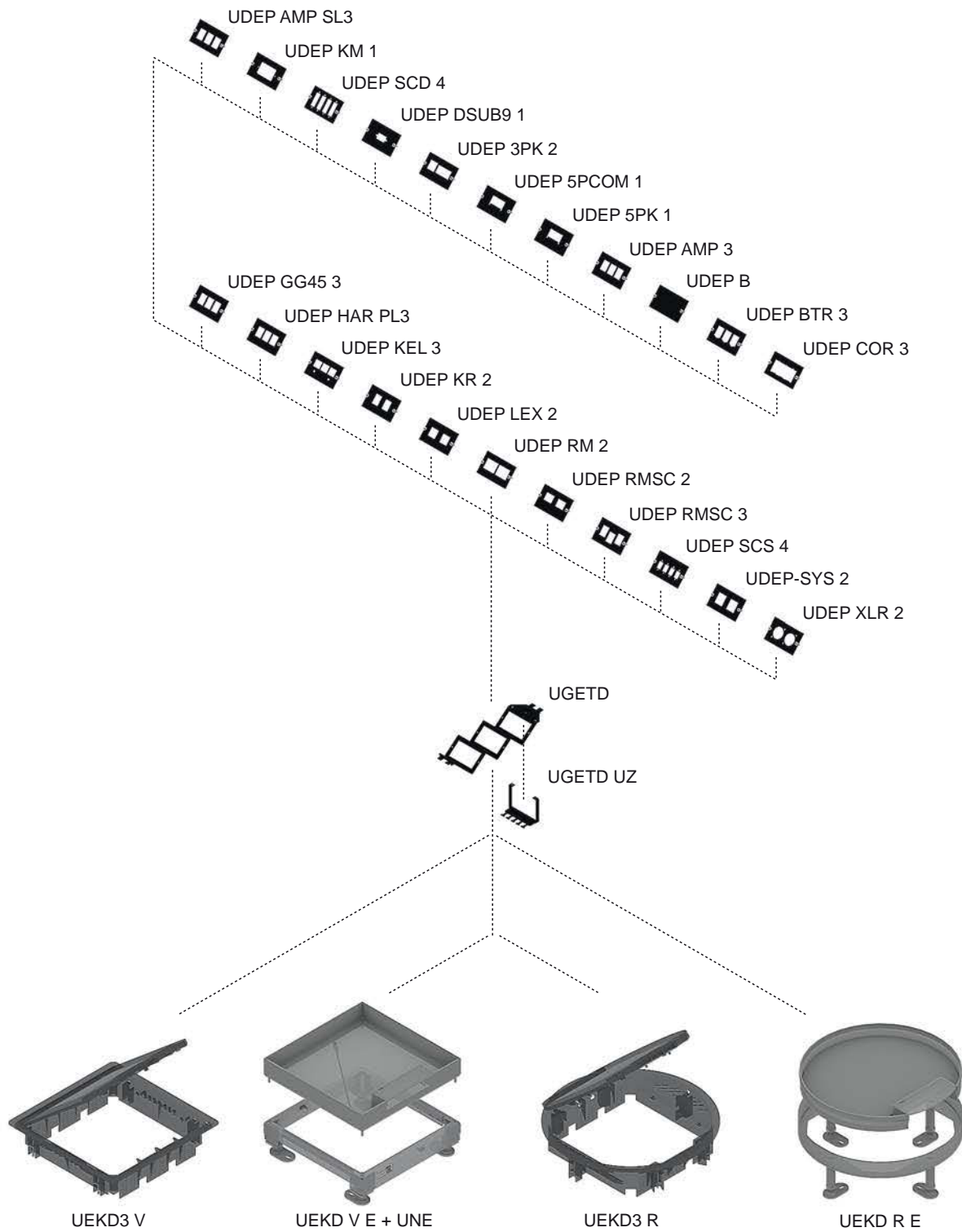
## UA VS 113 Cover plate snap-in

article number	H mm	B mm	L mm	E1 mm	E2 mm	colour	G kg
<b>ABS</b>							
<b>UA VS-1-1 113</b>	18	74	113	33	16	RAL 9011 (graphite black)	0,03



# System overview

## Device installation cups and installation devices



# Device installation cups and installation devices

## Data-device carriers

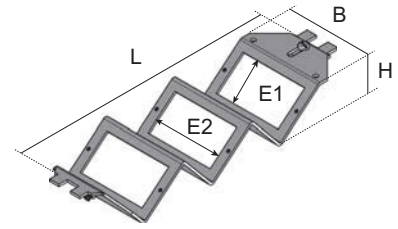
### UGETD device carrier data, 3x UDEP

For assembly instructions, see the chapter assembly.

article number	H mm	H <sub>min</sub> mm	B mm	L mm	E1 mm	E2 mm	colour	G kg
<b>S</b>								
<b>UGETD-3 226</b>	33	74	75	227	33,5	59,5	RAL 9005 (deep black)	0,16

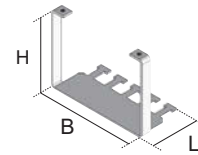
accessories optional:

**UGETD UZ** strain relief (page D14)



### UGETD UZ strain relief

article number	H mm	B mm	L mm	colour	G kg
<b>S</b>					
<b>UGETD-UZ</b>	54	72	34	RAL 9005 (deep black)	0,07



# Device installation cups and installation devices

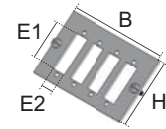
Data-device carriers | Adapter board, light wave technology, audio/video technology

## UDEP SCD Adapter board light wave technology

article number	H mm	B mm	E1 mm	E2 mm	data jacks	G kg
<b>AL</b>						
<b>UDEP-SCD 4</b>	46	75	26,4	9,8	4	0,03

accessories optional:

**UGETD** device carrier data, 3x UDEP (page D14)

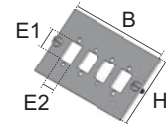


## UDEP SCS Adapter board light wave technology

article number	H mm	B mm	E1 mm	E2 mm	data jacks	G kg
<b>AL</b>						
<b>UDEP-SCS 4</b>	46	75	13,5	9,6	4	0,03

accessories optional:

**UGETD** device carrier data, 3x UDEP (page D14)



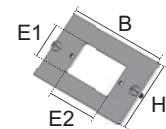
## UDEP KM Adapter board audio/video technology

Kindermann

article number	H mm	B mm	E1 mm	E2 mm	data jacks	G kg
<b>AL</b>						
<b>UDEP-KM 1</b>	46	75	23	38	1	0,03

accessories optional:

**UGETD** device carrier data, 3x UDEP (page D14)

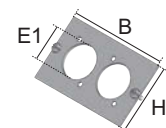


## UDEP XLR Adapter board audio technology

article number	H mm	B mm	E1 mm	G kg
<b>AL</b>				
<b>UDEP-XLR 2</b>	46	75	23,6	0,03

accessories optional:

**UGETD** device carrier data, 3x UDEP (page D14)

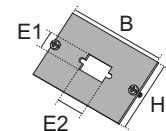


## UDEP DSUB Adapter board audio/video technology

article number	H mm	B mm	E1 mm	E2 mm	data jacks	G kg
<b>AL</b>						
<b>UDEP-DSUB9 1</b>	45,5	75	11,40	20,50	1	0,04

accessories optional:

**UGETD** device carrier data, 3x UDEP (page D14)



D

# Device installation cups and installation devices

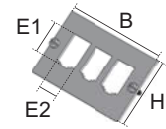
## Data-device carriers | Adapter board, data technology

### UDEP BTR Adapter board data technology

article number	H mm	B mm	E1 mm	E2 mm	data jacks	G kg
<b>AL</b>						
<b>UDEP-BTR 3</b>	46	75	19.35/ 21.55	14,85	3	0,03

accessories optional:

**UGETD** device carrier data, 3x UDEP (page D14)

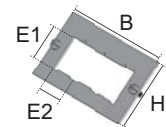


### UDEP COR Adapter board data technology

article number	H mm	B mm	E1 mm	E2 mm	data jacks	G kg
<b>AL</b>						
<b>UDEP-COR 3</b>	46	75	22,8	18	3	0,03

accessories optional:

**UGETD** device carrier data, 3x UDEP (page D14)

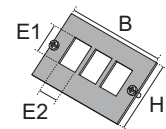


### UDEP HAR Adapter board data technology

article number	H mm	B mm	E1 mm	E2 mm	data jacks	G kg
<b>AL</b>						
<b>UDEP-HAR PL3</b>	45,5	75	19,1	14,7	3	0,03

accessories optional:

**UGETD** device carrier data, 3x UDEP (page D14)

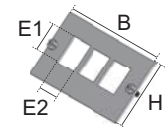


### UDEP AMP Adapter board data technology

article number	H mm	B mm	E1 mm	E2 mm	data jacks	G kg
<b>AL</b>						
<b>UDEP-AMP 3</b>	46	75	19,3	14,6	3	0,03

accessories optional:

**UGETD** device carrier data, 3x UDEP (page D14)

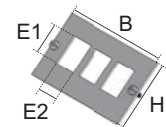


### UDEP AMP SL Adapter board data technology

article number	H mm	B mm	E1 mm	E2 mm	data jacks	G kg
<b>AL</b>						
<b>UDEP-AMP SL3</b>	46	75	20,25	14,78	3	0,03

accessories optional:

**UGETD** device carrier data, 3x UDEP (page D14)

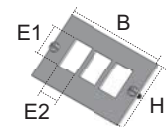


### UDEP GG45 Adapter board data technology

article number	H mm	B mm	E1 mm	E2 mm	data jacks	G kg
<b>AL</b>						
<b>UDEP-GG45 3</b>	46	75	20,1	14,7	3	0,03

accessories optional:

**UGETD** device carrier data, 3x UDEP (page D14)



# Device installation cups and installation devices

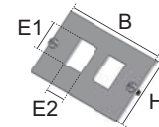
## Data-device carriers | Adapter board, data technology

### UDEP KR Adapter board data technology

article number	H mm	B mm	E1 mm	E2 mm	data jacks	G kg
<b>AL</b>						
<b>UDEP-KR 2</b>	46	75	19,4	14,8	2	0,03

accessories optional:

**UGETD** device carrier data, 3x UDEP (page D14)

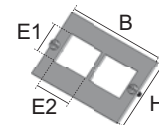


### UDEP RM Adapter board data technology

article number	H mm	B mm	E1 mm	E2 mm	data jacks	G kg
<b>AL</b>						
<b>UDEP-RM 2</b>	46	75	20,1	27,6	2	0,03

accessories optional:

**UGETD** device carrier data, 3x UDEP (page D14)

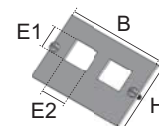


### UDEP RMSC 2 Adapter board data technology

article number	H mm	B mm	E1 mm	E2 mm	data jacks	G kg
<b>AL</b>						
<b>UDEP-RMSC 2</b>	46	75	14,9	19,5	2	0,03

accessories optional:

**UGETD** device carrier data, 3x UDEP (page D14)

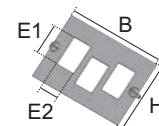


### UDEP RMSC 3 Adapter board data technology

article number	H mm	B mm	E1 mm	E2 mm	data jacks	G kg
<b>AL</b>						
<b>UDEP-RMSC 3</b>	46	75	19,5	14,9	3	0,03

accessories optional:

**UGETD** device carrier data, 3x UDEP (page D14)

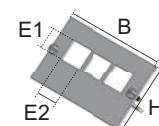


### UDEP KEL Adapter board data technology

article number	H mm	B mm	E1 mm	E2 mm	data jacks	G kg
<b>AL</b>						
<b>UDEP-KEL 3</b>	46	75	14,2	16,2	3	0,03

accessories optional:

**UGETD** device carrier data, 3x UDEP (page D14)

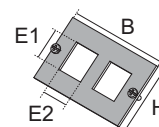


### UDEP SYS 2 Adapter board data technology

article number	H mm	B mm	E1 mm	E2 mm	data jacks	G kg
<b>AL</b>						
<b>UDEP-SYS 2</b>	45,5	75	20,8	19,7	2	0,04

accessories optional:

**UGETD** device carrier data, 3x UDEP (page D14)



D



# Device installation cups and installation devices

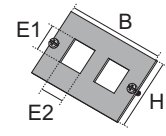
Data-device carriers | Adapter board, data technology

## UDEP LEX adapter board, data technology

article number	H mm	B mm	E1 mm	E2 mm	data jacks	G kg
<b>AL</b>						
<b>UDEP-LEX 2</b>	45,5	75	17,3	18,2	2	0,04

accessories optional:

**UGETD** device carrier data, 3x UDEP (page D14)

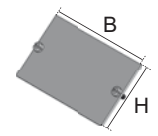


## UDEP B Adapter board blind

article number	H mm	B mm	G kg
<b>AL</b>			
<b>UDEP-B</b>	46	75	0,03

accessories optional:

**UGETD** device carrier data, 3x UDEP (page D14)



# Device installation cups and installation devices

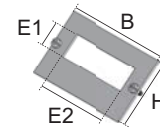
## Data-device carriers | Adapter board, connector systems

### UDEP 5PK Adapter board module plug systems

article number	H mm	B mm	E1 mm	E2 mm	G kg
<b>AL</b>					
<b>UDEP-5PK 1</b>	46	75	16,6	52,5	0,03

accessories optional:

**UGETD** device carrier data, 3x UDEP (page D14)

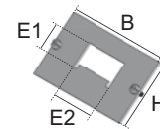


### UDEP 5PCOM Adapter board module plug systems

article number	H mm	B mm	E1 mm	E2 mm	G kg
<b>AL</b>					
<b>UDEP-5PCOM 1</b>	46	75	18,5	31,8	0,03

accessories optional:

**UGETD** device carrier data, 3x UDEP (page D14)

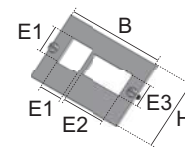



### UDEP 3PK Adapter board module plug systems

article number	H mm	B mm	E1 mm	E2 mm	E3 mm	G kg
<b>AL</b>						
<b>UDEP-3PK 2</b>	46	75	17,8	33	15,6	0,03

accessories optional:

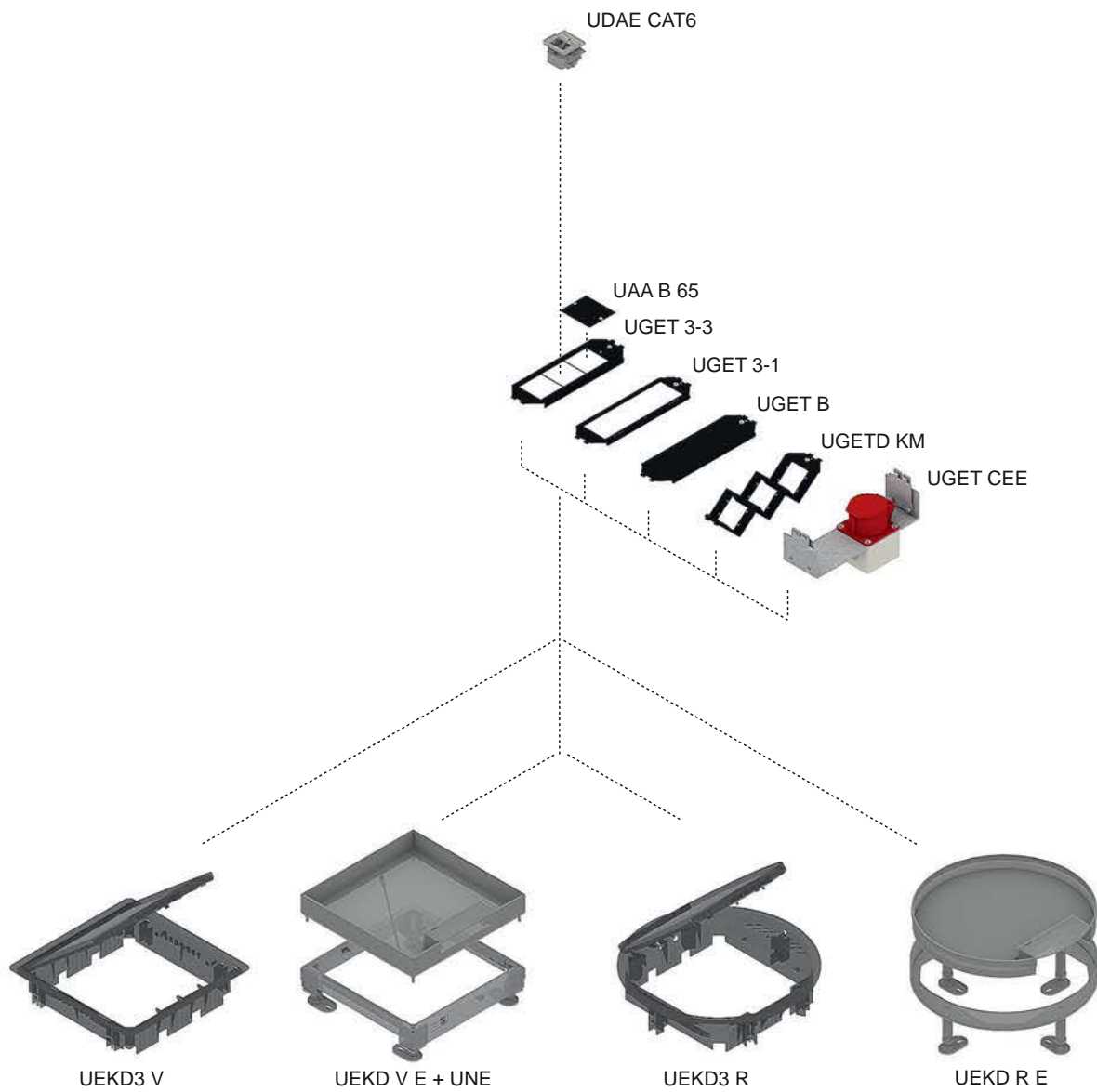
**UGETD** device carrier data, 3x UDEP (page D14)





# System overview

Device installation cups and installation devices



# Device installation cups and installation devices

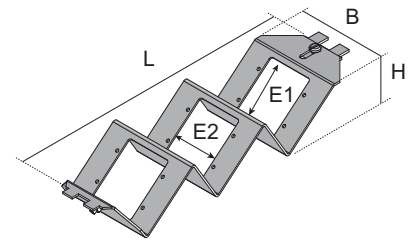
## Device carrier

### UGETD KM device carrier audio / video technology

Kindermann

For assembly instructions, see the chapter assembly.

article number	H mm	H <sub>min</sub> mm	B mm	L mm	E1 mm	E2 mm	colour	data jacks	G kg
<b>S</b>									
<b>UGETD-6-KM 226</b>	40	83	75	227	48	38	RAL 9005 (deep black)	3	0,21

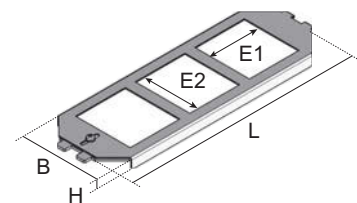


### UGET 3-3 device carrier, 3x UDAE

article number	H mm	B mm	L mm	E1 mm	E2 mm	colour	G kg
<b>S</b>							
<b>UGET-3-3 226</b>	10	75	220	50	50	RAL 9005 (deep black)	0,12

accessories optional:

**UAA B 65** cover (page D23)

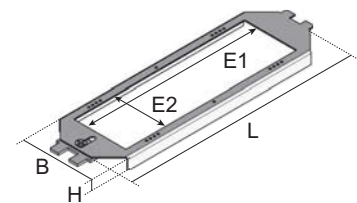


### UGET 3-1 device carrier, 3x AMP/ACO

article number	H mm	B mm	L mm	E1 mm	E2 mm	colour	G kg
<b>S</b>							
<b>UGET-3-1 226</b>	7	71,5	226	177	50,5	RAL 9005 (deep black)	0,10

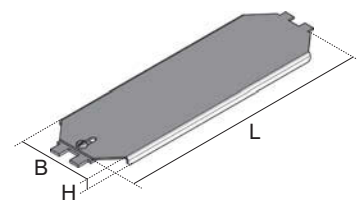
accessories optional:

**UAA B 65** cover (page D23)



### UGET B device carrier blind

article number	H mm	B mm	L mm	colour	G kg
<b>S</b>					
<b>UGET-B 226</b>	7	71,5	226	RAL 9005 (deep black)	0,17



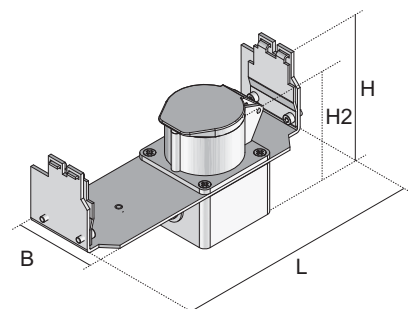
### UGET CEE Device carrier CEE socket

suitable for centered installation at appropriate registering leads  
For assembly instructions, see the chapter assembly.

article number	H mm	H2 mm	H <sub>min</sub> mm	B mm	L mm	Design	G kg
<b>S</b>							
<b>UGET-CEE16 226</b>	122	115	185	75	236	16A (3 pole + N + PE)	0,90
<b>UGET-CEE32 226</b>	122	120	210	75	236	32A (3 pole + N + PE)	0,96

accessories optional:

**UGEARL** registering extension, triple (page C15)

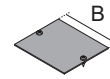


# Device installation cups and installation devices

Device carrier

## UAA B 65 cover

article number	B mm	colour	G kg
<b>S</b> <b>UAA-B 65S</b>	65	RAL 9005 (deep black)	0,03



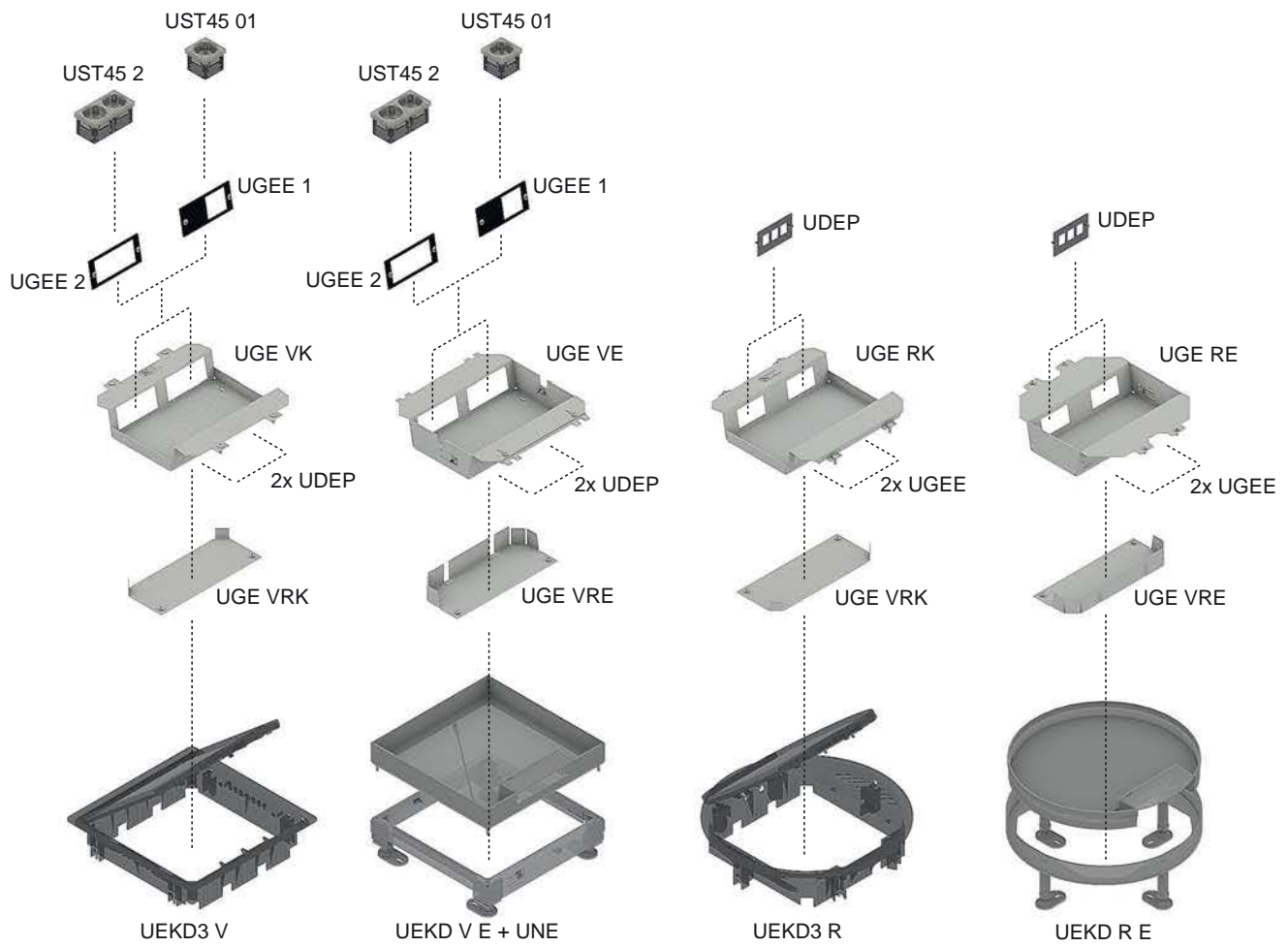
D





# System overview

## Device installation cups and installation devices



# Device installation cups and installation devices

## Device insert

### UGE VK Device insert, triple, for installation unit plastic quadrangular

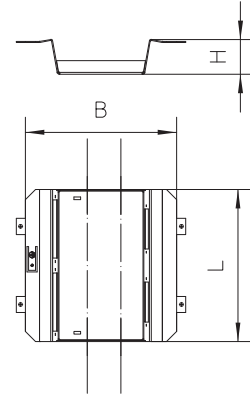
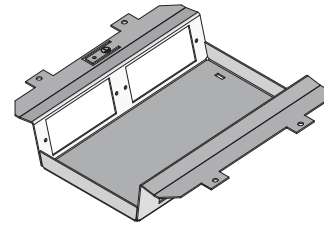
Device insert made of sheet steel for the insertion into a quadrangular installation unit made of plastic to accommodate up to 4 installation devices of 45x45mm and 6 data single jacks.  
For assembly instructions, see the chapter assembly.

article number	H mm	H <sub>min</sub> mm	B mm	L mm	data jacks	G kg
<b>S</b>						
<b>UGE3-VK 8</b>	51,7	65	252	226	6	0,76

accessories optional:

**UGEE 1 UST45** insert board, shockproof socket (page D28)

**UGEE 2 UST45** insert board, shockproof socket (page D28)



### UGE RK Device insert, triple, for installation unit plastic round

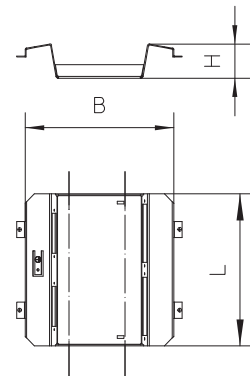
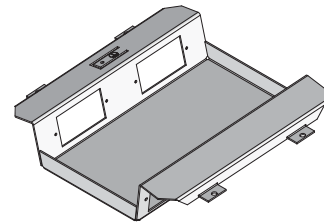
Device insert made of sheet steel for the insertion into a round installation unit made of plastic to accommodate up to 4 installation devices of 45x45mm and 6 data single jacks.  
For assembly instructions, see the chapter assembly.

article number	H mm	H <sub>min</sub> mm	B mm	L mm	data jacks	G kg
<b>S</b>						
<b>UGE3-RK 8</b>	51	65	225	228	6	0,71

accessories optional:

**UGEE 1 UST45** insert board, shockproof socket (page D28)

**UGEE 2 UST45** insert board, shockproof socket (page D28)



# Device installation cups and installation devices

## Device insert

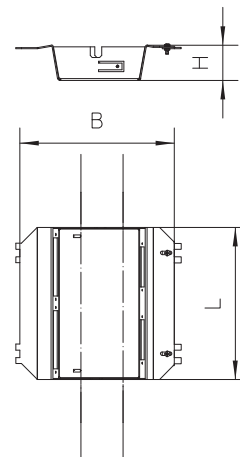
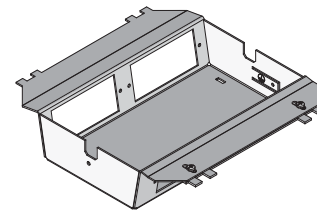
### UGE VE Device insert triple, for installation unit high-grade steel quadrangular

Device insert made of sheet steel for the insertion into a quadrangular installation unit made of stainless steel to accommodate up to 4 installation devices of 45x45mm and 6 data single jacks.  
For assembly instructions, see the chapter assembly.

article number	H mm	H <sub>min</sub> mm	B mm	L mm	data jacks	G kg
<b>S</b>						
<b>UGE3-VE 8</b>	52,3	85	227	226	6	0,89

accessories optional:

- UGE 1 UST45** insert board, shockproof socket (page D28)
- UGE 2 UST45** insert board, shockproof socket (page D28)



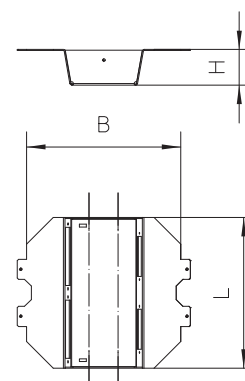
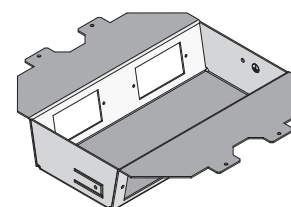
### UGE RE Device insert triple, for installation unit high-grade steel round

Device insert made of sheet steel for the insertion into a round installation unit made of stainless steel to accommodate up to 4 installation devices of 45x45mm and 6 data single jacks.  
For assembly instructions, see the chapter assembly.

article number	H mm	H <sub>min</sub> mm	B mm	L mm	data jacks	G kg
<b>S</b>						
<b>UGE3-RE 8</b>	53	90	227	226	6	0,81

accessories optional:

- UGE 1 UST45** insert board, shockproof socket (page D28)
- UGE 2 UST45** insert board, shockproof socket (page D28)



# Device installation cups and installation devices

## Device insert

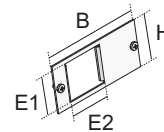
### UGEE 1 UST45 insert board, shockproof socket

For 0° socket.

article number	H mm	B mm	E1 mm	E2 mm	colour	G kg
<b>S</b>						
<b>UGEE-1-UST45</b>	50	108	41,0	41,0	RAL 9005 (deep black)	0,05

accessories optional:

**UST45 1** shockproof socket single (page D30)



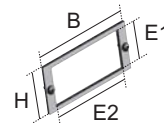
### UGEE 2 UST45 insert board, shockproof socket

article number	H mm	B mm	E1 mm	E2 mm	colour	G kg
<b>S</b>						
<b>UGEE-2-UST45</b>	50	108	41,0	86,5	RAL 9005 (deep black)	< 0.01

accessories optional:

**UST45 1** shockproof socket single (page D30)

**UST45 2** shockproof socket, duplex (page D30)



### UGE VRK End plate for plastic units

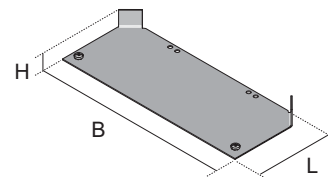
Cover plate when using a device insert in a plastic installation unit in order to protect the high voltage current areas from touch.

article number	H mm	B mm	L mm	G kg
<b>S</b>				
<b>UGE3-VRK-B</b>	19,2	87	220	0,16

accessories optional:

**UGE RK** Device insert, triple, for installation unit plastic round (page D26)

**UGE VK** Device insert, triple, for installation unit plastic quadrangular (page D26)



### UGE VRE End plate for high-grade steel units

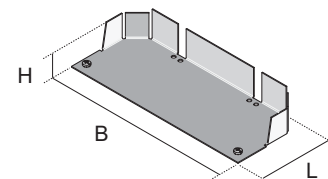
Cover plate when using a device insert in a stainless steel installation unit in order to protect the high voltage current areas from touch.

article number	H mm	B mm	L mm	G kg
<b>S</b>				
<b>UGE3-VRE-B</b>	34,5	86	219	0,21

accessories optional:

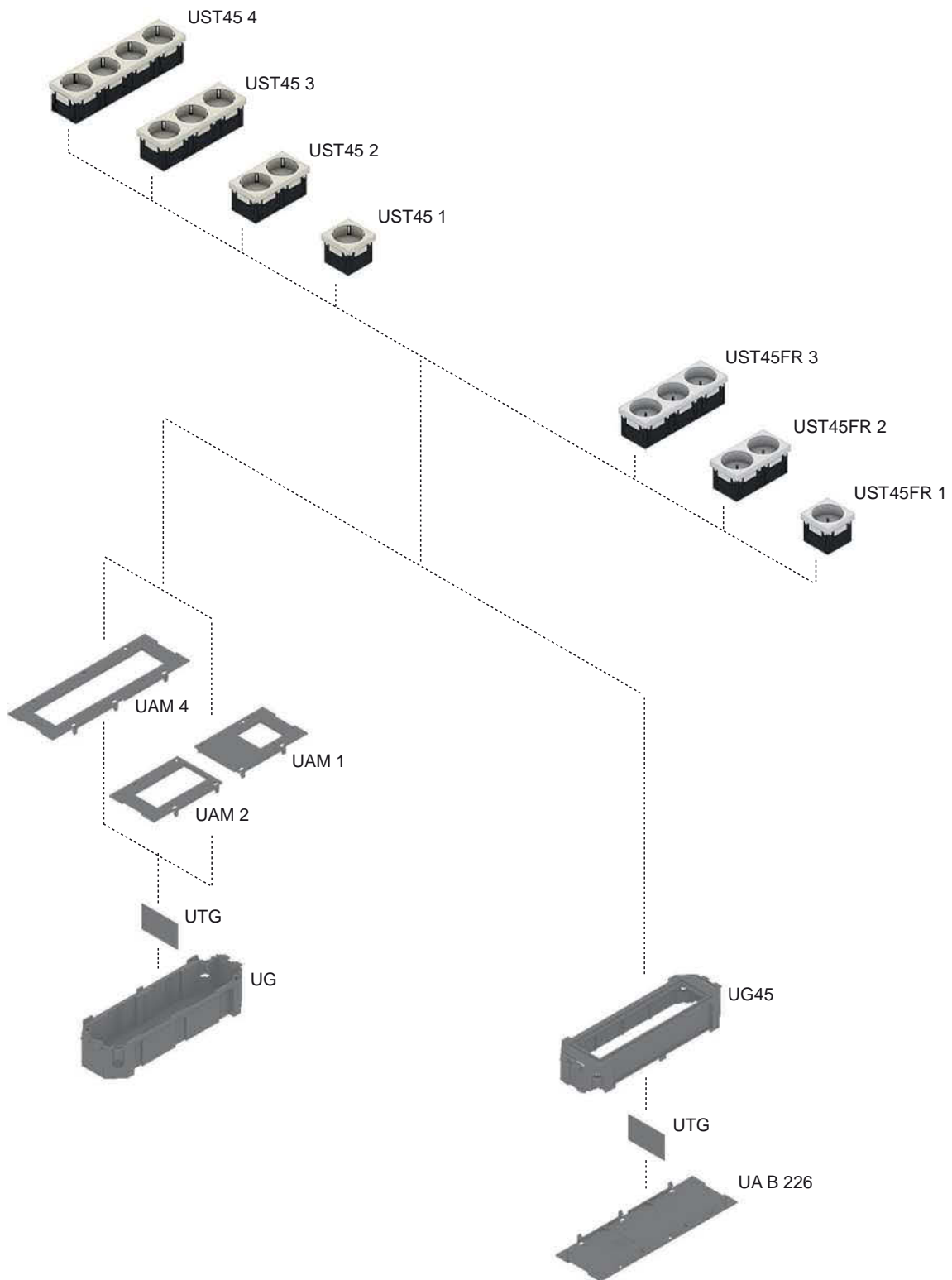
**UGE RK** Device insert, triple, for installation unit plastic round (page D26)

**UGE VK** Device insert, triple, for installation unit plastic quadrangular (page D26)



# System overview

Device installation cups and installation devices



# Device installation cups and installation devices

## Power engineering

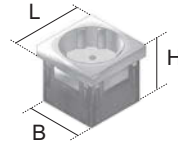
### UST45 1 shockproof socket single

For assembly instructions, see the chapter assembly.

article number	H mm	B mm	L mm	colour	plug angle °	G kg
<b>PC</b>						
<b>UST45-CW 1</b>	42	40	45	cream white (similar to RAL 1013)	33	0,04
<b>UST45-W 1</b>	42	40	45	white (similar to RAL 9010)	33	0,04
<b>UST45-R 1</b>	42	40	45	red (similar to RAL 3003)	33	0,04
<b>UST45-O 1</b>	42	40	45	orange (similar to RAL 2004)	33	0,04
<b>UST45-G 1</b>	42	40	45	green (similar to RAL 6029)	33	0,04
<b>UST45-CW 01</b>	42	40	45	cream white (similar to RAL 1013)	0	0,04
<b>UST45-W 01</b>	42	40	45	white (similar to RAL 9010)	0	0,04
<b>UST45-R 01</b>	42	40	45	red (similar to RAL 3003)	0	0,04
<b>UST45-O 01</b>	42	40	45	orange (similar to RAL 2004)	0	0,04
<b>UST45-G 01</b>	42	40	45	green (similar to RAL 6029)	0	0,04

accessories optional:

**UAM 1** Cover plate for 1xUST45 (page D07)




### UST45 2 shockproof socket, duplex

For assembly instructions, see the chapter assembly.

article number	H mm	B mm	L mm	colour	plug angle °	G kg
<b>PC</b>						
<b>UST45-CW 2</b>	42	40	90	cream white (similar to RAL 1013)	33	0,07
<b>UST45-W 2</b>	42	40	90	white (similar to RAL 9010)	33	0,07
<b>UST45-R 2</b>	42	40	90	red (similar to RAL 3003)	33	0,07
<b>UST45-O 2</b>	42	40	90	orange (similar to RAL 2004)	33	0,07
<b>UST45-G 2</b>	42	40	90	green (similar to RAL 6029)	33	0,07

accessories optional:

**UAM 2** Cover plate for 2xUST45 (page D07)



### UST45 3 shockproof socket triple

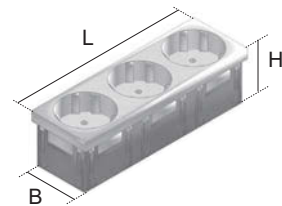
For assembly instructions, see the chapter assembly.

article number	H mm	B mm	L mm	colour	plug angle °	G kg
<b>PC</b>						
<b>UST45-CW 3</b>	42	40	135	cream white (similar to RAL 1013)	33	0,11
<b>UST45-W 3</b>	42	40	135	white (similar to RAL 9010)	33	0,11
<b>UST45-R 3</b>	42	40	135	red (similar to RAL 3003)	33	0,11
<b>UST45-O 3</b>	42	40	135	orange (similar to RAL 2004)	33	0,11
<b>UST45-G 3</b>	42	40	135	green (similar to RAL 6029)	33	0,11

accessories optional:

**UAM 4** Cover plate for 4xUST45 (page D07)

**UAA B** Covering, blind (page D07)



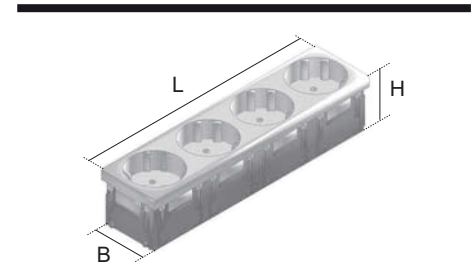
### UST45 4 shockproof socket quadruple

For assembly instructions, see the chapter assembly.

article number	H mm	B mm	L mm	colour	plug angle °	G kg
<b>PC</b>						
<b>UST45-W 4</b>	40	40	180	white (similar to RAL 9003)	45	0,12
<b>UST45-R 4</b>	40	40	180	red (similar to RAL 3000)	45	0,12

accessories optional:

**UAM 4** Cover plate for 4xUST45 (page D07)



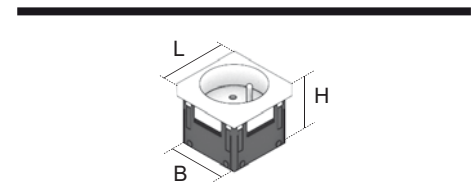
### UST45FR 1 Installation socket with earthing pin, single

For assembly instructions, see the chapter assembly.

article number	H mm	B mm	L mm	colour	plug angle °	G kg
<b>PC</b>						
<b>UST45FR-CW 1</b>	42	40	45	cream white (similar to RAL 1013)	33	0,04
<b>UST45FR-R 1</b>	42	40	45	red (similar to RAL 3003)	33	0,04
<b>UST45FR-W 1</b>	42	40	45	white (similar to RAL 9010)	33	0,04

accessories optional:

**UAM 1** Cover plate for 1xUST45 (page D07)



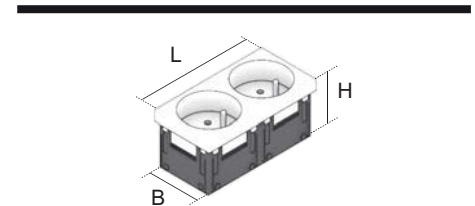
### UST45FR 2 Installation socket with earthing pin, double

For assembly instructions, see the chapter assembly.

article number	H mm	B mm	L mm	colour	plug angle °	G kg
<b>PC</b>						
<b>UST45FR-CW 2</b>	42	40	90	cream white (similar to RAL 1013)	33	0,07
<b>UST45FR-R 2</b>	42	40	90	red (similar to RAL 3003)	33	0,07
<b>UST45FR-W 2</b>	42	40	90	white (similar to RAL 9010)	33	0,07

accessories optional:

**UAM 2** Cover plate for 2xUST45 (page D07)



### UST45FR 3 Installation socket with earthing pin, tripple

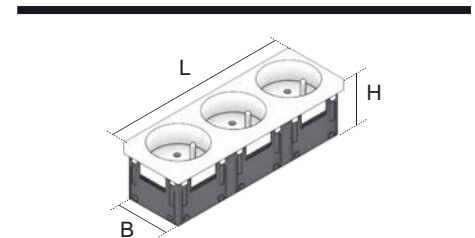
For assembly instructions, see the chapter assembly.

article number	H mm	B mm	L mm	colour	plug angle °	G kg
<b>PC</b>						
<b>UST45FR-CW 3</b>	42	40	135	cream white (similar to RAL 1013)	33	0,11
<b>UST45FR-R 3</b>	42	40	135	red (similar to RAL 3003)	33	0,11
<b>UST45FR-W 3</b>	42	40	135	white (similar to RAL 9010)	33	0,11

accessories optional:

**UAM 4** Cover plate for 4xUST45 (page D07)

**UAA B** Covering, blind (page D07)



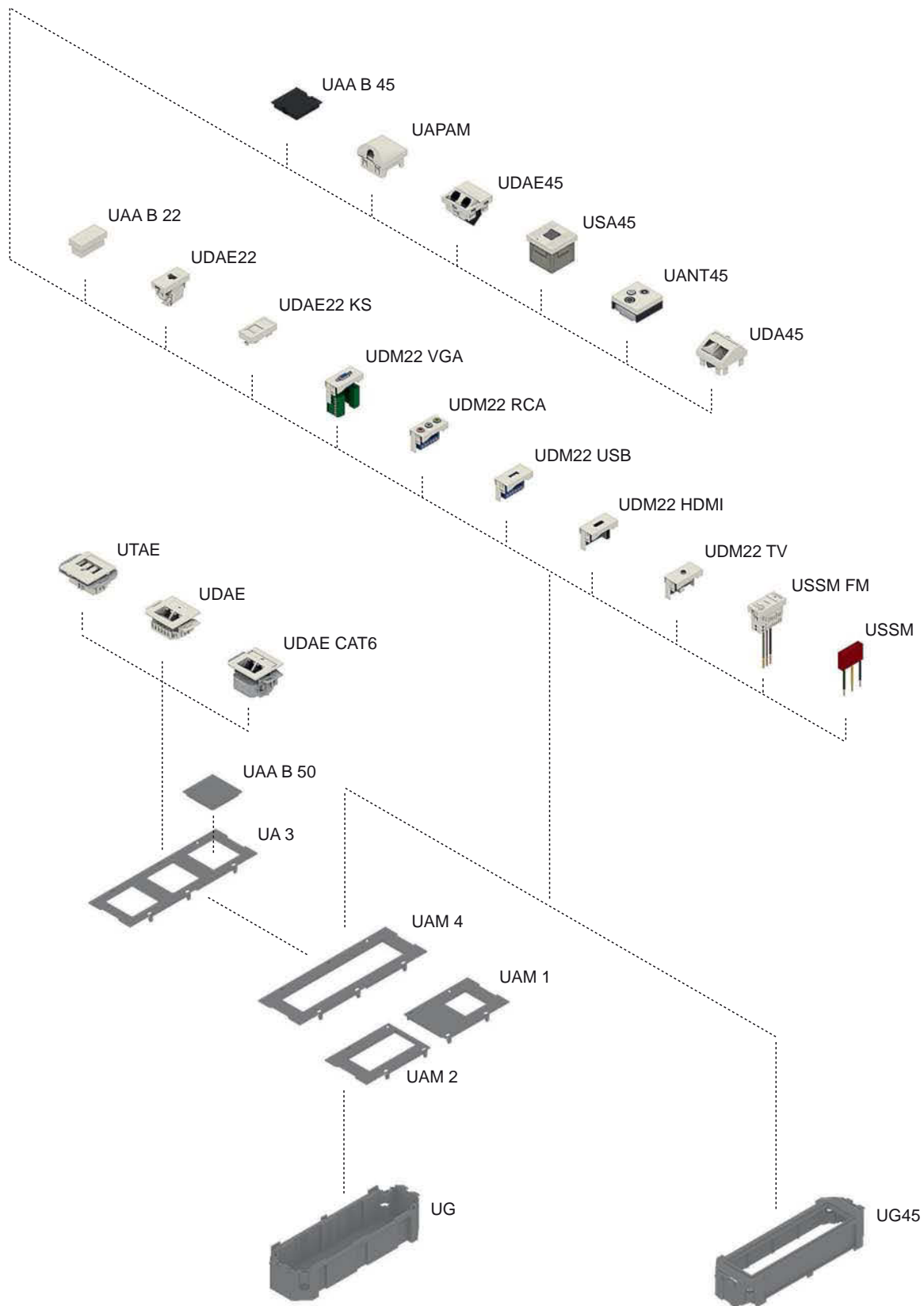
D





# System overview

## Device installation cups and installation devices



# Device installation cups and installation devices

## Data technology / multimedia

### UDAE22 data systems installation device single

article number	B mm	L mm	colour	G kg
<b>PC</b>				
<b>UDAE22-CAT6 8</b>	45	22,5	white	0,04

accessories optional:

<b>UAM 1</b>	Cover plate for 1xUST45	(page D07)
<b>UAA B 22 W</b>	cover	(page D35)
<b>UAA B 22</b>	cover	(page D35)

### UDA22-KS Data cover, Keystone

Data cover for 1 Keystone module with installation opening of 19,50 x 14,70 mm, made of plastic, white, latchable.

article number	B mm	L mm	E1 mm	E2 mm	colour	G kg
<b>PC</b>						
<b>UDA22-KS 1</b>	45	22,5	19,5	14,7	white	0,01

accessories optional:

<b>UG45</b>	Device cup, quadrangular, open	(page D12)
-------------	--------------------------------	------------

### UDM22 VGA Media module 22,5 x 45 mm

article number	B mm	L mm	T mm	colour	G kg
<b>PC</b>					
<b>UDM22-VGA</b>	45	22,5	47	white	0,01

### UDM22 RCA Media module 22,5 x 45 mm

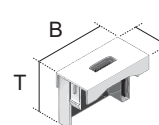
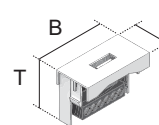
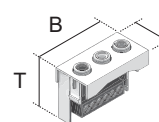
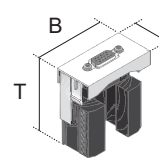
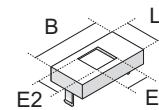
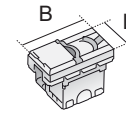
article number	B mm	L mm	T mm	colour	G kg
<b>PC</b>					
<b>UDM22-RCA</b>	45	22,5	33,5	white	0,01

### UDM22 USB Media module 22,5 x 45 mm

article number	B mm	L mm	T mm	colour	G kg
<b>PC</b>					
<b>UDM22-USB</b>	45	22,5	33,5	white	0,01

### UDM22 HDMI Media module 22,5 x 45 mm

article number	B mm	L mm	T mm	colour	G kg
<b>PC</b>					
<b>UDM22-HDMI</b>	45	22,5	33,5	white	0,01

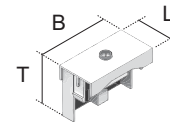


# Device installation cups and installation devices

## Data technology / multimedia

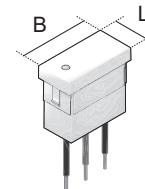
### UDM22 TV Media module 22,5 x 45 mm

article number	B mm	L mm	T mm	colour	G kg
<b>PC</b>					
<b>UDM22-TV</b>	45	22,5	33,5	white	0,01



### USSM FM overvoltage protection module

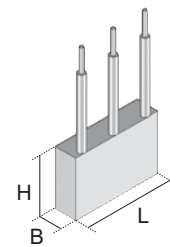
article number	B mm	L mm	G kg
<b>PA</b>			
<b>USSM22-FM</b>	22,5	45	0,03



### USSM overvoltage protection module Class III/ D/ type3

For assembly instructions, see the chapter assembly.

article number	H mm	B mm	L mm	colour	G kg
<b>PA</b>					
<b>USSM</b>	9	24	36	red	0,01

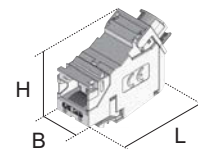


### UDAEUM data systems installation device

article number	H mm	B mm	L mm	slots	plug angle °	G kg
<b>PC</b>						
<b>UDAEUM-CAT6 1</b>	28	14,6	35,5	1	45	0,02

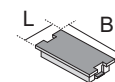
accessories optional:

<b>UDEP KR</b>	Adapter board data technology	(page D17)
<b>UDEP RMSC 3</b>	Adapter board data technology	(page D17)
<b>UGET 2 KR</b>	Device cup assembly carrier data technology	(page D10)
<b>UGET 2 RMSC</b>	Device cup assembly carrier data technology	(page D10)
<b>UDAP45-KS</b>	Data cover, Keystone	(page D37)
<b>UDA22-KS</b>	Data cover, Keystone	(page D34)



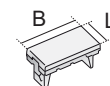
### UAA B 22 cover

article number	B mm	L mm	colour	G kg
<b>ABS</b>				
<b>UAA-B 22</b>	45	22,5	black	0,01



### UAA B 22 W cover

article number	B mm	L mm	colour	G kg
<b>PC</b>				
<b>UAA-B 22-W</b>	45	22,5	white	0,01



# Device installation cups and installation devices

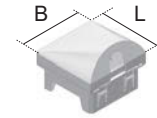
## Data technology / multimedia

### UAPAM Cable outlet

article number	B mm	L mm	colour	G kg
<b>PC</b>				
<b>UAPAM-KA 45</b>	45	45	white	0,01

accessories optional:

**UAM 1** Cover plate for 1xUST45 (page D07)

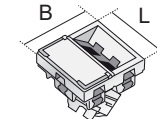


### UDAE45 data systems installation device double, not screened

article number	B mm	L mm	colour	G kg
<b>PC</b>				
<b>UDAE45-CAT6U 8/8</b>	45	45	white	0,03

accessories optional:

**UAM 1** Cover plate for 1xUST45 (page D07)

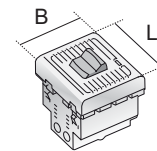


### USA45 automatic circuit breaker

article number	B mm	L mm	colour	G kg
<b>PC</b>				
<b>USA45-B16</b>	45	45	white	0,05

accessories optional:

**UAM 1** Cover plate for 1xUST45 (page D07)



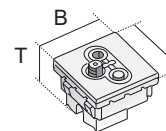
### UANT45 TV/ radio/ SAT-single socket

Outlet: TV: IEC connector (male) IEC 60169-2, FM: IEC socket (female) IEC 60169-2, SAT: F connector (female) IEC 60169-24 Frequency: TV: 5-68, 120-862 MHz, FM: 87.5-108 MHz, SAT: 950-2150 Mhz Impedance: 75 ohms Shielding effectiveness: UHF > 65 dB VHF > 75 dB, SAT > 55 dB Recommended cable dimensions: 7 mm

article number	B mm	L mm	T mm	colour	G kg
<b>PC</b>					
<b>UANT45 1</b>	45	45	33	white	0,07

accessories optional:

**UAM 1** Cover plate for 1xUST45 (page D07)



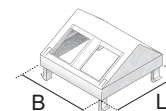
### UDA45-BTR Data cover, BTR

Data cover for 2 BTR E-DAT modules, made of plastic material, white, latchable, plug direction 30°.

article number	B mm	L mm	colour	G kg
<b>ABS</b>				
<b>UDA45-BTR 2</b>	45	45	white	0,02

accessories optional:

**UG45** Device cup, quadrangular, open (page D12)



# Device installation cups and installation devices

## Data technology / multimedia

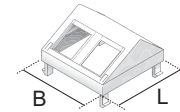
### UDA45-COR Data cover, Corning

Data cover for 2 Corning LANscape® module, made of plastic, white, latchable, plug direction 30°.

article number	B mm	L mm	colour	G kg
<b>ABS</b>				
<b>UDA45-COR 2</b>	45	45	white	0,02

accessories optional:

**UG45** Device cup, quadrangular, open (page D12)



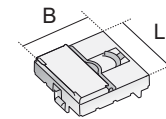
### UDA45-KR Data cover, KRONE

Data cover for 1 KRONE modular Jack, made of plastic, white, latchable.

article number	B mm	L mm	colour	G kg
<b>ABS</b>				
<b>UDA45-KR 1</b>	45	45	white	0,01

accessories optional:

**UG45** Device cup, quadrangular, open (page D12)



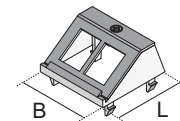
### UDAP45-KS Data cover, Keystone

Data cover for 2 Keystone modules with installation opening of 19,5 x 14,70mm, made of plastic, white, latchable, plug direction 30°.

article number	B mm	L mm	colour	G kg
<b>PA   AL</b>				
<b>UDAP45-KS 2</b>	45	45	black	0,02

accessories optional:

**UG45** Device cup, quadrangular, open (page D12)



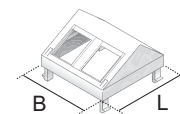
### UDA45-RM Data cover, Reichle & De-Massari

Data cover for 2 Reichle & De-Massari modules, made of plastic, white, latchable, plug direction 30°.

article number	B mm	L mm	colour	G kg
<b>ABS</b>				
<b>UDA45-RM 2</b>	45	45	white	0,02

accessories optional:

**UG45** Device cup, quadrangular, open (page D12)



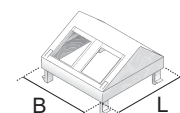
### UDA45-SYM Data cover, Systimax

Data cover for 2 Systimax modules, made of plastic, white, latchable, plug direction 30°.

article number	B mm	L mm	colour	G kg
<b>ABS</b>				
<b>UDA45-SYM 2</b>	45	45	white	0,02

accessories optional:

**UG45** Device cup, quadrangular, open (page D12)



D

# Device installation cups and installation devices

## Data technology / multimedia

### UTAE Telecommunications socket

For assembly instructions, see the chapter assembly.

article number	H mm	B mm	L mm	colour	slots	G kg
<b>PC</b>						
<b>UTAE-6NFN</b>	31	50	50	pearl white (similar RAL1013)	3	0,05

accessories optional:

<b>UA 3</b>	Cover plate for 3xUDAE	(page D06)
<b>UA 1</b>	Cover plate for 1xUDAE	(page D06)
<b>UGET 3-3</b>	device carrier, 3x UDAE	(page D22)



### UDAE data systems installation device

For assembly instructions, see the chapter assembly.

article number	H mm	B mm	L mm	colour	slots	G kg
<b>PC</b>						
<b>UDAE 8</b>	31	50	50	pearl white (similar RAL1013)	1	0,05
<b>UDAE 8/8</b>	31	50	50	pearl white (similar RAL1013)	2	0,05

accessories optional:

<b>UA 3</b>	Cover plate for 3xUDAE	(page D06)
<b>UA 1</b>	Cover plate for 1xUDAE	(page D06)
<b>UGET 3-3</b>	device carrier, 3x UDAE	(page D22)



### UDAE CAT5 data systems installation device

For assembly instructions, see the chapter assembly.

article number	H mm	B mm	L mm	colour	slots	G kg
<b>PC</b>						
<b>UDAE-CAT5 8</b>	40	50	50	pearl white (similar RAL1013)	1	0,15
<b>UDAE-CAT5 8/8</b>	40	50	50	pearl white (similar RAL1013)	2	0,16

accessories optional:

<b>UA 3</b>	Cover plate for 3xUDAE	(page D06)
<b>UA 1</b>	Cover plate for 1xUDAE	(page D06)
<b>UGET 3-3</b>	device carrier, 3x UDAE	(page D22)



### UDAE CAT6 data systems installation device

For assembly instructions, see the chapter assembly.

article number	H mm	B mm	L mm	colour	slots	G kg
<b>PC</b>						
<b>UDAE-CAT6 8</b>	40	50	50	pearl white (similar RAL1013)	1	0,15
<b>UDAE-CAT6 8/8</b>	40	50	50	pearl white (similar RAL1013)	2	0,16

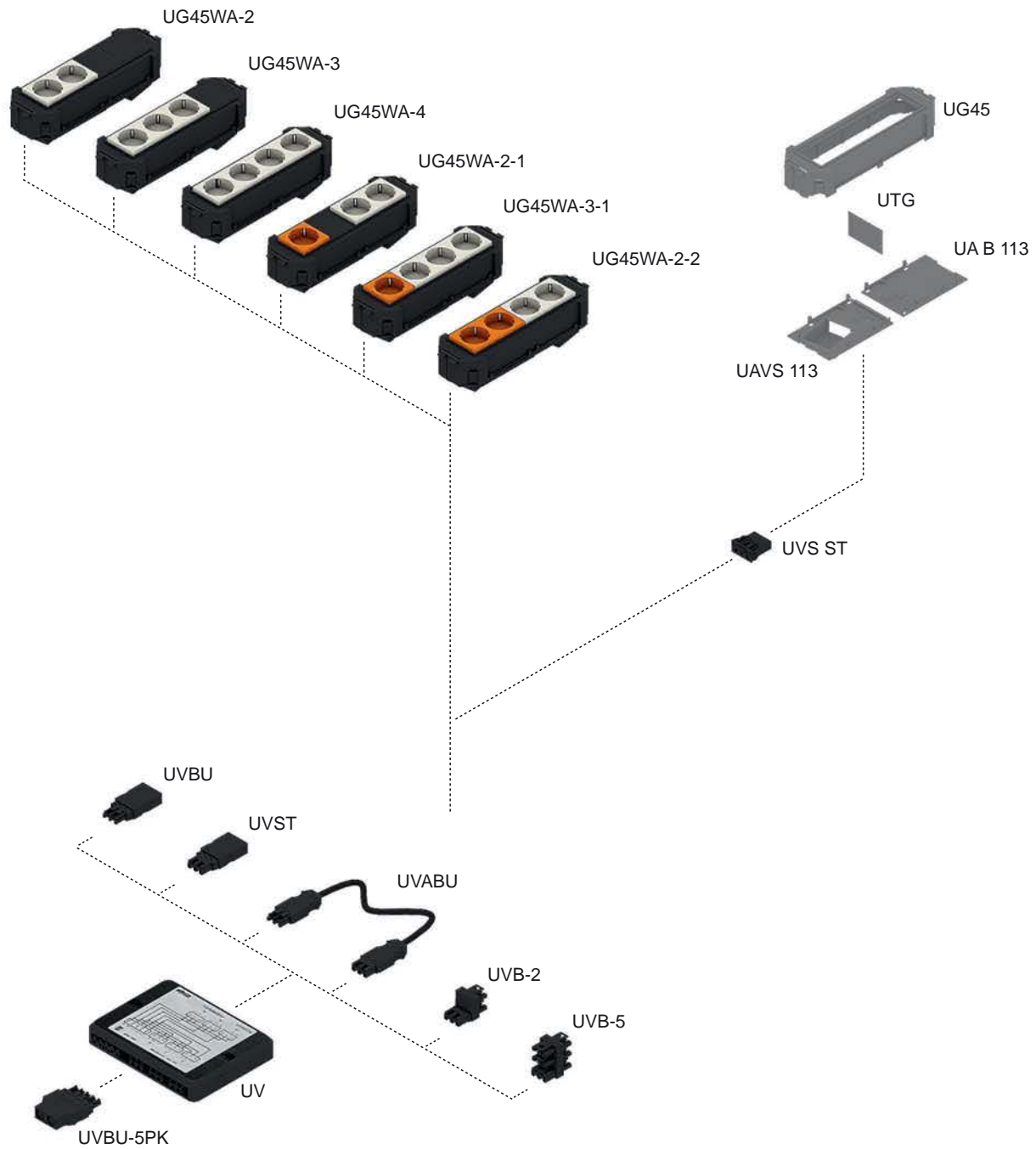
accessories optional:

<b>UA 3</b>	Cover plate for 3xUDAE	(page D06)
<b>UA 1</b>	Cover plate for 1xUDAE	(page D06)
<b>UGET 3-3</b>	device carrier, 3x UDAE	(page D22)



# System overview

## Device installation cups and installation devices






# Device installation cups and installation devices

## Connector system WAGO

### UG45WA-2 device mounting cup, WAGO

Only suitable for raised and hollow floors. Other pre-converted device cups are available upon request. For assembly instructions, see the chapter assembly.


article number	colour Snap-in	configuration grounding receptacle 16A
<b>ABS</b>		
<b>UG45WA-CW2</b>	black	double, cream white
<b>UG45WA-G2</b>	white	double green
<b>UG45WA-O2</b>	white	double, orange



### UG45WA-3 device mounting cup, WAGO

Only suitable for raised and hollow floors. Other pre-converted device cups are available upon request. For assembly instructions, see the chapter assembly.

article number	colour Snap-in	configuration grounding receptacle 16A
<b>ABS</b>		
<b>UG45WA-G3</b>	white	Three-fold green
<b>UG45WA-CW3</b>	black	triple, cream white
<b>UG45WA-O3</b>	white	triple, orange



### UG45WA-4 device mounting cup, WAGO

Only suitable for raised and hollow floors. Other pre-converted device cups are available upon request. For assembly instructions, see the chapter assembly.


article number	colour Snap-in	configuration grounding receptacle 16A
<b>ABS</b>		
<b>UG45WA-CW4</b>	black	quadruple, cream white
<b>UG45WA-O4</b>	white	quadruple, orange



### UG45WA-2-1 device mounting cup, WAGO

Only suitable for raised and hollow floors. Other pre-converted device cups are available upon request. For assembly instructions, see the chapter assembly.

article number	colour Snap-in	configuration grounding receptacle 16A
<b>ABS</b>		
<b>UG45WA-CW2O1</b>	back/white	double cream white + single orange
<b>UG45WA-O2CW1</b>	white/black	double orange + single cream white




# Device installation cups and installation devices

## Connector system WAGO

### UG45WA-3-1 device mounting cup, WAGO

Only suitable for raised and hollow floors. Other pre-converted device cups are available upon request. For assembly instructions, see the chapter assembly.


article number	colour Snap-in	configuration grounding receptacle 16A
<b>ABS</b>		
<b>UG45WA-CW301</b>	back/white	triple cream white + single orange
<b>UG45WA-O3CW1</b>	white/black	triple orange + single cream white



### UG45WA-2-2 device mounting cup, WAGO

Only suitable for raised and hollow floors. Other pre-converted device cups are available upon request. For assembly instructions, see the chapter assembly.

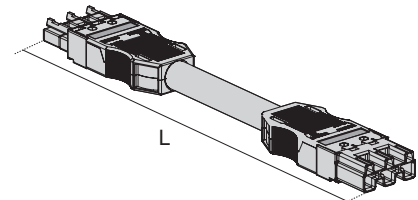
article number	colour Snap-in	configuration grounding receptacle 16A
<b>ABS</b>		
<b>UG45WA-CW202</b>	back/white	double cream white + double orange
<b>UG45WA-CW2G2</b>	back/white	double creme white + double green



### UVABU connecting line plug - socket, WAGO

WAGO WINSTA MIDI system  
For assembly instructions, see the chapter assembly.

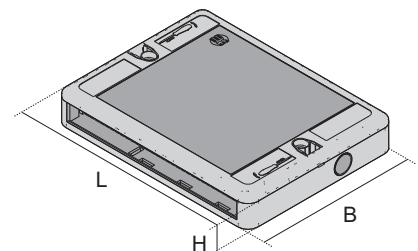
article number	L mm	KQ mm <sup>2</sup>	colour	input/output
<b>PA   PVC</b>				
<b>UVABU-S-2.5-100</b>	1000	2,5	black	3pole
<b>UVABU-S-2.5-400</b>	4000	2,5	black	3pole
<b>UVABU-S-2.5-600</b>	6000	2,5	black	3pole
<b>UVABU-S-2.5-800</b>	8000	2,5	black	3pole
<b>UVABU-W-2.5-100</b>	1000	2,5	white	3pole
<b>UVABU-W-2.5-400</b>	4000	2,5	white	3pole
<b>UVABU-W-2.5-600</b>	6000	2,5	white	3pole
<b>UVABU-W-2.5-800</b>	8000	2,5	white	3pole



### UV distributor box

WAGO WINSTA MIDI system  
For assembly instructions, see the chapter assembly.

article number	H mm	B mm	L mm	colour	input	output	G kg
<b>PA</b>							
<b>UV-S 6K</b>	30	145	190	black	2x5pole	6x3pole	0,40
<b>UV-W 6K</b>	30	145	190	white	2x5pole	6x3pole	0,40
<b>UV-S0 6K</b>	30	145	190	black	1 x clamp	6x3pole	0,40
<b>UV-W0 6K</b>	30	145	190	white	1 x clamp	6x3pole	0,40



accessories optional:

<b>UVABU</b>	connecting line plug - socket, WAGO	(page D41)
<b>UVBU-5</b>	socket component, WAGO	(page D42)
<b>UVB-2</b>	distributor block, 2x3 pole	(page D42)
<b>UVBU-3</b>	socket component, WAGO	(page D42)

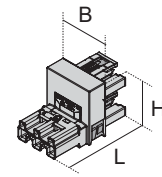
# Device installation cups and installation devices

## Connector system WAGO

### UVB-2 distributor block, 2x3 pole

WAGO WINSTA MIDI system

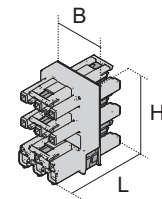
article number	H mm	B mm	L mm	colour	input	output	G kg
<b>PA</b>							
<b>UVB-S 2K</b>	33	30	51	black	1x3pole	2x3pole	0,02
<b>UVB-W 2K</b>	33	30	51	white	1x3pole	2x3pole	0,02



### UVB-5 distributor block, 5x3 pole

WAGO WINSTA MIDI system

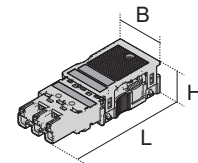
article number	H mm	B mm	L mm	colour	input	output	G kg
<b>PA</b>							
<b>UVB-S 5K</b>	48	30	46	black	1x3pole	5x3pole	0,05
<b>UVB-W 5K</b>	48	30	46	white	1x3pole	5x3pole	0,05



### UVST-3 plug component, WAGO

WAGO WINSTA MIDI system

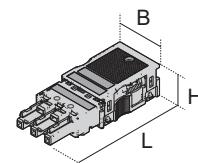
article number	H mm	B mm	L mm	AQ mm <sup>2</sup>	colour	output	G kg
<b>PA</b>							
<b>UVST-S-3PK</b>	15	35	76	4,0	black	3pole	0,02
<b>UVST-W-3PK</b>	15	35	76	4,0	white	3pole	0,02



### UVBU-3 socket component, WAGO

WAGO WINSTA MIDI system

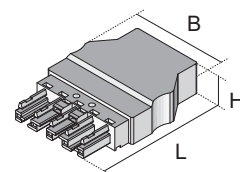
article number	H mm	B mm	L mm	AQ mm <sup>2</sup>	colour	output	G kg
<b>PA</b>							
<b>UVBU-S-3PK</b>	15	35	76	4,0	black	3pole	0,02
<b>UVBU-W-3PK</b>	15	35	76	4,0	white	3pole	0,02



### UVBU-5 socket component, WAGO

WAGO WINSTA MIDI system

article number	H mm	B mm	L mm	AQ mm <sup>2</sup>	colour	output	G kg
<b>PA</b>							
<b>UVBU-S-5PK</b>	17	55	76	4,0	black	5-pole	0,02
<b>UVBU-W-5PK</b>	17	55	76	4,0	white	5-pole	0,02




# Device installation cups and installation devices


## Connector system WAGO

### UVS ST snap-in-piece, plug, Wago

article number	H mm	B mm	L mm	AQ mm <sup>2</sup>	colour	input	output	G kg
<b>PA</b>								
<b>UVS-ST-S1K</b>	17	35	37	4,0	black	1 x clamp	1x3pole plug	0,01
<b>UVS-ST-W1K</b>	17	35	37	4,0	white	1 x clamp	1x3pole plug	0,01

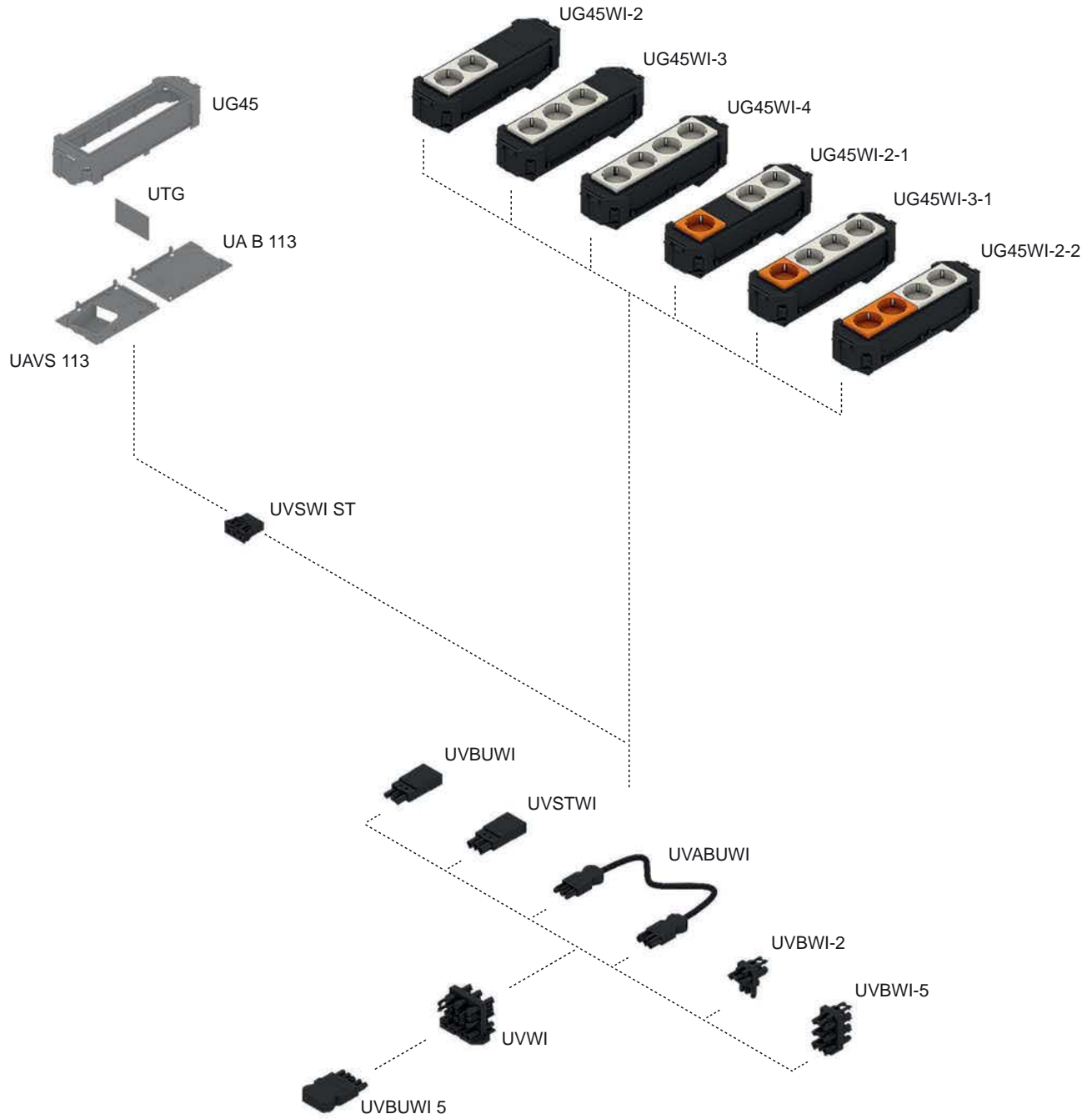


D



# System overview

## Device installation cups and installation devices




# Device installation cups and installation devices

## Connector system Wieland

### UG45WI-2 device mounting cup, Wieland

Only suitable for raised and hollow floors. Other pre-converted device cups are available upon request. For assembly instructions, see the chapter assembly.


article number	colour Snap-in	configuration grounding receptacle 16A
<b>ABS</b>		
<b>UG45WI-CW2</b>	black	double, cream white
<b>UG45WI-G2</b>	white	double green
<b>UG45WI-O2</b>	white	double, orange



### UG45WI-3 device mounting cup, Wieland

Only suitable for raised and hollow floors. Other pre-converted device cups are available upon request. For assembly instructions, see the chapter assembly.

article number	colour Snap-in	configuration grounding receptacle 16A
<b>ABS</b>		
<b>UG45WI-CW3</b>	black	triple, cream white
<b>UG45WI-G3</b>	white	Three-fold green
<b>UG45WI-O3</b>	white	triple, orange



### UG45WI-4 device mounting cup, Wieland

Only suitable for raised and hollow floors. Other pre-converted device cups are available upon request. For assembly instructions, see the chapter assembly.


article number	colour Snap-in	configuration grounding receptacle 16A
<b>ABS</b>		
<b>UG45WI-CW4</b>	black	quadruple, cream white
<b>UG45WI-O4</b>	white	quadruple, orange



### UG45WI-2-1 device mounting cup, Wieland

Only suitable for raised and hollow floors. Other pre-converted device cups are available upon request. For assembly instructions, see the chapter assembly.

article number	colour Snap-in	configuration grounding receptacle 16A
<b>ABS</b>		
<b>UG45WI-CW2O1</b>	back/white	double cream white + single orange
<b>UG45WI-O2CW1</b>	white/black	double orange + single cream white




# Device installation cups and installation devices

## Connector system Wieland

### UG45WI-3-1 device mounting cup, Wieland

Only suitable for raised and hollow floors. Other pre-converted device cups are available upon request. For assembly instructions, see the chapter assembly.


article number	colour Snap-in	configuration grounding receptacle 16A
<b>ABS</b>		
<b>UG45WI-CW301</b>	back/white	triple cream white + single orange
<b>UG45WI-O3CW1</b>	white/black	triple orange + single cream white



### UG45WI-2-2 device mounting cup, Wieland

Only suitable for raised and hollow floors. Other pre-converted device cups are available upon request. For assembly instructions, see the chapter assembly.

article number	colour Snap-in	configuration grounding receptacle 16A
<b>ABS</b>		
<b>UG45WI-CW202</b>	back/white	double cream white + double orange
<b>UG45WI-CW2G2</b>	back/white	double creme white + double green



### UGWI-FILS6A Device cup pre mounted with FI/LS switch 6A

article number	colour Snap-in	configuration grounding receptacle 16A	connector lead Metre
<b>UGWI-CW2FILS6A-300</b>	black	double, cream white	3
<b>UGWI-O2FILS6A-300</b>	white	double, orange	3
<b>UGWI-CW2FILS6A-200</b>	black	double, cream white	2
<b>UGWI-O2FILS6A-200</b>	white	double, orange	2





# Device installation cups and installation devices

## Connector system Wieland

### UGWI-FILS10A device cup pre-mounted with FI/LS switch 10A

For assembly instructions, see the chapter assembly.

article number	colour Snap-in	configuration grounding receptacle 16A	connector lead Metre
<b>UGWI-CW2FILS10A-300</b>	black	double, cream white	3
<b>UGWI-O2FILS10A-300</b>	white	double, orange	3
<b>UGWI-CW2FILS10A-200</b>	black	double, cream white	2
<b>UGWI-O2FILS10A-200</b>	white	double, orange	2



### UGWI-FILS16A device cup pre-mounted with FI/LS switch 16A

For assembly instructions, see the chapter assembly.

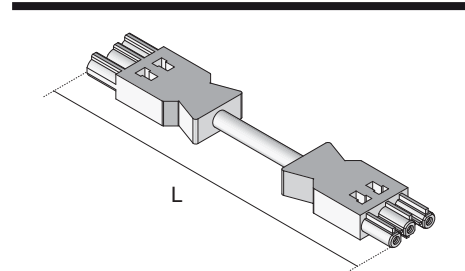
article number	colour Snap-in	configuration grounding receptacle 16A	connector lead Metre
<b>UGWI-CW2FILS16A-300</b>	black	double, cream white	3
<b>UGWI-O2FILS16A-300</b>	white	double, orange	3
<b>UGWI-CW2FILS16A-200</b>	black	double, cream white	2
<b>UGWI-O2FILS16A-200</b>	white	double, orange	2



### UVABUWI connecting line plug - socket, Wieland

For assembly instructions, see the chapter assembly.

article number	L mm	KQ mm <sup>2</sup>	colour	input/output
<b>PA   PVC</b>				
<b>UVABUWI-S-2.5-100</b>	1000	2,5	black	3pole
<b>UVABUWI-S-2.5-400</b>	4000	2,5	black	3pole
<b>UVABUWI-S-2.5-600</b>	6000	2,5	black	3pole
<b>UVABUWI-S-2.5-800</b>	8000	2,5	black	3pole
<b>UVABUWI-W-2.5-100</b>	1000	2,5	white	3pole
<b>UVABUWI-W-2.5-400</b>	4000	2,5	white	3pole
<b>UVABUWI-W-2.5-600</b>	6000	2,5	white	3pole
<b>UVABUWI-W-2.5-800</b>	8000	2,5	white	3pole



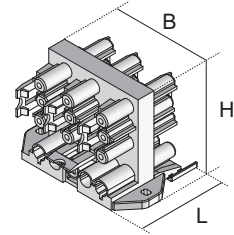
# Device installation cups and installation devices

## Connector system Wieland

### UVWI distributor block

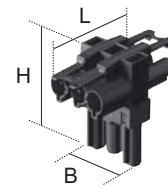
For assembly instructions, see the chapter assembly.

article number	H mm	B mm	L mm	colour	input	output	G kg
<b>PA</b>							
<b>UVWI-S 6</b>	57	50	59	black	1x5pole	6x3pole	0,02
<b>UVWI-W 6</b>	57	50	59	white	1x5pole	6x3pole	0,02




### UVBWI-2 distributor block

article number	H mm	B mm	L mm	colour	input	output	G kg
<b>PA</b>							
<b>UVBWI-S 2</b>	43	28	59	black	1x3pole	2x3pole	0,02
<b>UVBWI-W 2</b>	43	28	59	white	1x3pole	2x3pole	0,02




### UVBWI-5 distributor block

article number	H mm	B mm	L mm	colour	input	output	G kg
<b>PA</b>							
<b>UVBWI-S 5</b>	53	52	59	black	1x3pole	5x3pole	0,02
<b>UVBWI-W 5</b>	53	52	59	white	1x3pole	5x3pole	0,02



### UVSTWI-3 Plug part, Wieland


article number	H mm	B mm	L mm	AQ mm <sup>2</sup>	colour	output	G kg
<b>PA</b>							
<b>UVSTWI-S-3P</b>	16	33	75	2,5	black	3pole	0,02
<b>UVSTWI-W-3P</b>	16	33	75	2,5	white	3pole	0,02



### UVBUWI-3 socket part, Wieland

Wieland gesis GST 18/3

article number	H mm	B mm	L mm	AQ mm <sup>2</sup>	colour	output	G kg
<b>PA</b>							
<b>UVBUWI-S-3P</b>	16	33	75	2,5	black	3pole	0,02
<b>UVBUWI-W-3P</b>	16	33	75	2,5	white	3pole	0,02



D

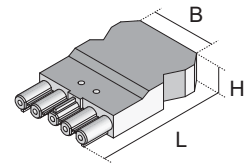
# Device installation cups and installation devices

## Connector system Wieland

### UVBUWI-5 socket part, Wieland

Wieland gesis GST 18i3

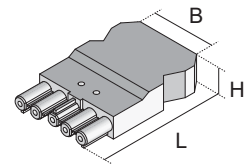
article number	H mm	B mm	L mm	AQ mm <sup>2</sup>	colour	output	G kg
<b>PA</b>							
<b>UVBUWI-S-5P</b>	17	48	77	2,5	black	5-pole	0,02
<b>UVBUWI-W-5P</b>	17	48	77	2,5	white	5-pole	0,02



### UVBUWI-4.0-5 socket part, Wieland

Wieland gesis GST 18i3


article number	H mm	B mm	L mm	AQ mm <sup>2</sup>	colour	output	G kg
<b>PA</b>							
<b>UVBUWI-S-4.0-5P</b>	17	48	85	4,0	black	5-pole	0,02
<b>UVBUWI-W-4.0-5P</b>	17	48	85	4,0	white	5-pole	0,02



### UVSWI ST Snap-in-piece, plug, Wieland

WIELAND GST18 system

article number	H mm	B mm	L mm	AQ mm <sup>2</sup>	colour	input	output	G kg
<b>PA</b>								
<b>UVSWI-ST-W1</b>	17	35	37	2,5	white	1 x clamp	1x3pole plug	0,02
<b>UVSWI-ST-S1</b>	17	35	37	2,5	black	1 x clamp	1x3pole plug	0,02




# Device installation cups and installation devices

## Accessories

### UBS label strip

article number	B mm	L mm	G kg
<b>S</b>			
<b>UBS 10x60</b>	10	60	0,01



### BLS tapping screw

article number	G kg
<b>S</b>	
<b>BLS 2.9x13</b>	0,01
<b>BLS 2.9x22</b>	0,01
<b>BLS 2.9x32</b>	0,01
<b>BLS 4.8x9.5</b>	0,01
<b>BLS 4.8x16</b>	0,01



### BSS Flat head tapping screw

article number	L mm	G kg
<b>GV</b>		
<b>BSS 4.8x16</b>	16	<0.01



### UGZ R strain relief

article number	G kg
<b>ABS</b>	
<b>UGZ-R</b>	0,01



accessories included:  
1 x **BLS 2.9x22** tapping screw (page D51)

accessories optional:  
**BLS** tapping screw (page D51)

### UGZ strain relief

article number	G kg
<b>ABS</b>	
<b>UGZ</b>	0,01



accessories optional:  
**BLS** tapping screw (page D51)

### UWZ Z underfloor tongs

article number	G kg
<b>S</b>	
<b>UWZ-Z</b>	0,22



D

# Device installation cups and installation devices

## Accessories

### UWZ UG mounting lever

article number

G  
kg

**S**

**UWZ-UG**

0,07



### UGEA D adaptor for data-device carriers for GB

article number

G  
kg

**S**

**UGEA-D**

0,02

